

All information contained in this manual is based on the latest product information at the time of publication. Bajaj Auto Limited accepts no liability for any inaccuracies or omissions in this publication, although every possible care has been taken to make it as complete and accurate as possible. All procedures and specifications subject to change without prior notice. The right is reserved to make such changes at any time without prior notice and without incurring an obligation to make such changes to product manufactured previously. Contact your authorized Bajaj Dealer for the latest information on product improvements incorporated after this manual was issued.

DOC. NO.: 71111220

REV. 00, APR. 2011

We have pleasure in presenting the Spare Parts Catalogue for 'RE 205/ RE 205 D PETROL / CNG / LPG' Vehicles. This catalogue has been specially designed to assist you in selecting the correct parts to maintain your vehicle in best running condition.

The Bajaj spares are subjected to the stringent quality control standards to ensure longer life of the vehicle. It is therefore necessary that only the Genuine Bajaj Spares are used.

In a continual effort to improve performance & efficiency of the vehicle, Specifications, Diagrams, Illustrations and Part Numbers can change without notice. Consequently, the description in this Spare Parts Catalogue cannot therefore be final and binding on us.

The modifications / alterations which are carried out after the issue of this catalogue, will be conveyed to you through our service circulars. You are requested to make necessary corrections in the parts catalogues as per the circulars so as to keep your catalogues up to date. This will ensure the appropriate and speedy delivery of the spare parts as the order placed will bear the latest part numbers.

For latest information of serviceable spares, refer catalogue on dealer portal.

In case, if you need any technical assistance contact the concerned Regional Office or write to us on the following address :

Service Department
Bajaj Auto Ltd.
Akurdi, Pune 411 035 India
Phone : 020-27406278
Fax : 020-27407385
E-mail : service@bajajauto.co.in

1. How to Read the Catalogue : Open the catalogue and from the pictorial index locate the group in which the part you want to find is present. Turn over to the concerned page number (as given by pictorial index). Now find out the figure of the part you wish to order. Write down the part number against that particular figure number from the text.

In case, if you have the part number and you need the other details, the part index can be used. The part index (at the end of the catalogue) will give you the figure and page number of the part you wish to order.

2. How to Order Spare Parts : The part number and the description of the part required should be invariably mentioned in the order as per the catalogue text.

The latest part number as conveyed through our service circulars should only appear on the order. In case of ordering painted components, colour shade of the components should be mentioned.

The quantity shown against the part number is the quantity per vehicle for that group so that particular quantity should be multiplied by the number of sets required.

3. Part Number System: We have used 8 digit system for part numbers. The model or hardware item is indicated by first two digits or alphanumeric, the next two or four digits indicate main group and the last four or two digits indicate serial number in main group or serial number or subgroup of fastener respectively. Thus the part numbers will be indicated by 2-2-4 or 2-4-2 digit system. Understanding this system will enable you to identify the spare parts easily.

4. Abbreviations : The following abbreviations are used in this catalogue.

assly.	Assembly	V	Volts
N.I.	Not illustrated	W	Watts
C'case	Crankcase	accl.	Accelerator
Cyl	Cylinder	Comp.	Complete
o/s.	Over size	Fr	Front
Std.	Standard	L	Length
A/t.	Alternate	Rr	Rear
R.H.	Right hand	Hex.	Hexagonal
L.H.	Left hand	AR	As required

S.N.	Description	Page No.
1	Engine & Crankcase Clutch Side	1,2
2	Crank Case Magneto Side	3
3	Clutch Cover	4
4	Cylinder / Piston Assembly	5
5	Crank Shaft Assembly	6
6	Cylinder Head	7
7	Valve	8
8	Cam Shaft & Chain Tensioner	9
9	Clutch Plate Assly	10
10	Clutch Housing Comp	11
11	Clutch Lever Assly.	12
12	Main Shaft	13
13	Gear Transmission	14
14	Gear Shifter Assly	15
15	Sector Gear Assly / Starting Mech.	16~18
16	Differential Assembly	19
17	Differential Cover	20
18	Sector Complete - Revere Gear	21
19	Cowling	22
20	Silencer Assembly	23
21	Engine Mounting	24,25
22	Magneto Assembly	26
23	Spark Plug & H.T. Coil	27
24	Carburettor	28,29
25	Air Filter Complete	30,31
26	Pump Assly Oil & Oil Strainer	32,33
27	Oil Cooler	34,35
28	Fare Meter Drive Unit	36
29	Petrol Tank & Petrol Cock Assly.	37,38
30	Petrol Tank (CNG / LPG)	39
31	Tool Box	40
32	Speedometer	41
33	Dashboard Assembly	42,43
34	Chassis / Steering Cover	44,45
35	Propeller Shaft / Flanges	46
36	Rear Shock Absorber / Rear Axle	47
37	Hand Brake Complete	48
38	Training Arm Assly.	49
39	Steering Column Assly.	50
40	Fork Assembly	51,52

S.N.	Description	Page No.
41	Front Mudguard / Head Lamp Housing	53
42	Front Mudguard	54
43	Front Brake Drum	55
44	Front Shock Absorber	56
45	Front Shock Absorber & Linkage	57,58
46	Front Hub	59,60
47	Auto Adjuster Brake System	61,62
48	Wheel Cylinder	63
49	Handle Bar Assly.	64,65
50	Handle Bar Sleeves	66
51	Brake Pedal	67
52	Tandon Master Cylinder	68,69
53	Brake Pipe	70
54	Control Cables	71
55	Passenger Body	72,73
56	Wind Shield & Wiper Motor	74,75
57	Windshield & Wiper Motor	76
58	Hood Frame Assly. Packing	77
59	Seat Assly.	78
60	Rear Mudguard & Bumper	79
61	Wiring Harness	80
62	Head Light	81
63	Head Light Assly & Blinkers	82,83
64	Front Indicator Assly.	84
65	Tail Lamp Assly	85
66	Switches & Horn	86,87
67	Battery & Relay	88
68	Electrical Units	89
69	Tool Kit & Mirror	90
70	Cylinder for CNG & LPG Vehicle	91
71	Valve of CNG Cylinder, Relay & Solenoid	92
72	Hoses	93
73	1st Stage Reduction Unit	94,95
74	Regulator	96,97
75	Filler Valve	98
76	Starter Motor (Aa111092)	99
77	Multi Valve (zero Deg)	100,101

PLATE NO. : 1
ENGINE & CRANKCASE CLUTCH SIDE

PAGE NO.:
1,2

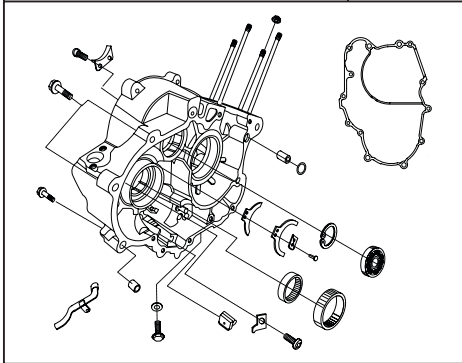


PLATE NO. : 3
CLUTCH COVER

PAGE NO.:
4

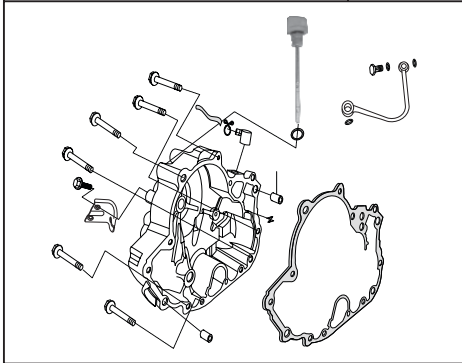


PLATE NO. : 5
CRANKSHAFT ASSEMBLY

PAGE NO.:
6




PLATE NO. : 2
CRANKCASE MAGNETO SIDE

PAGE NO.:
3

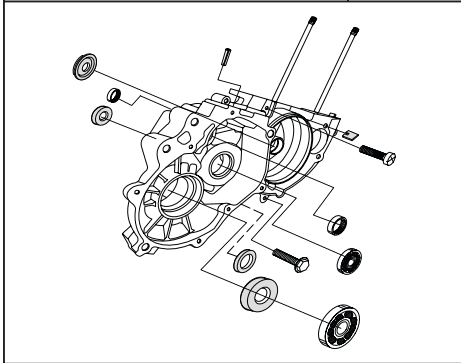


PLATE NO. : 4
CYLINDER/ PISTON ASSEMBLY

PAGE NO.:
5

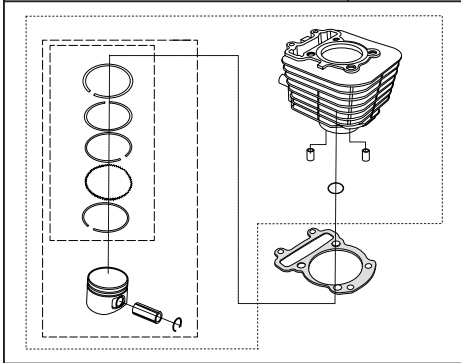


PLATE NO. : 6
CYLINDER HEAD

PAGE NO.:
7

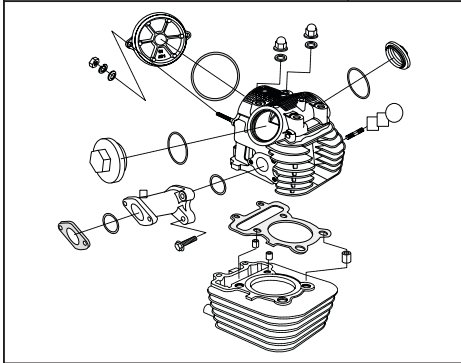


PLATE NO. : 7
VALVE

PAGE NO.:
8

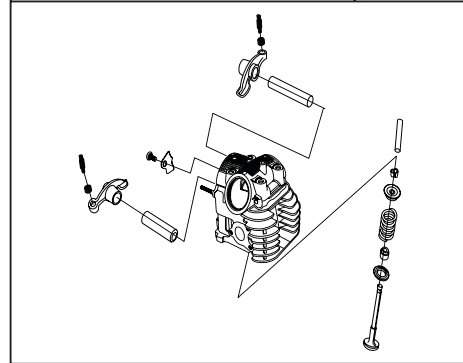


PLATE NO. : 9
CLUTCH PLATE ASSEMBLY

PAGE NO.:
10

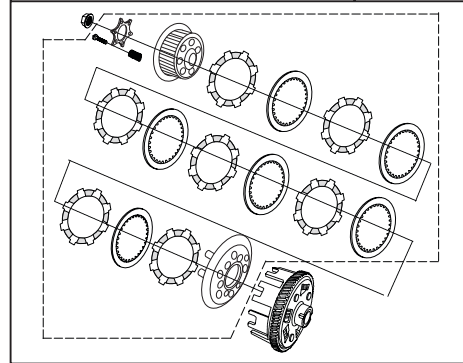


PLATE NO. : 11
CLUTCH LEVER ASSEMBLY

PAGE NO.:
12

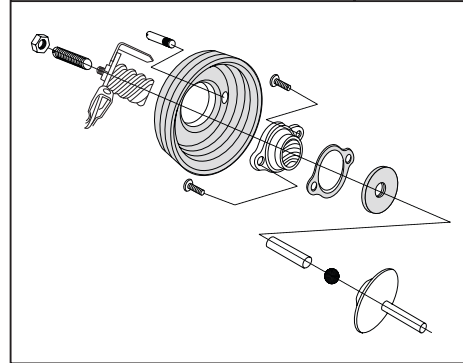


PLATE NO. : 8
CAM SHAFT AND CHAIN TANSIONER

PAGE NO.:
9

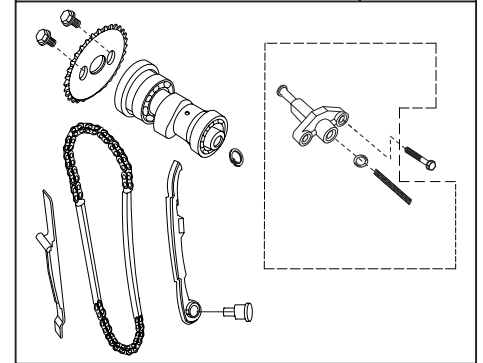


PLATE NO. : 10
CLUTCH HOUSING COMPLETE

PAGE NO.:
11

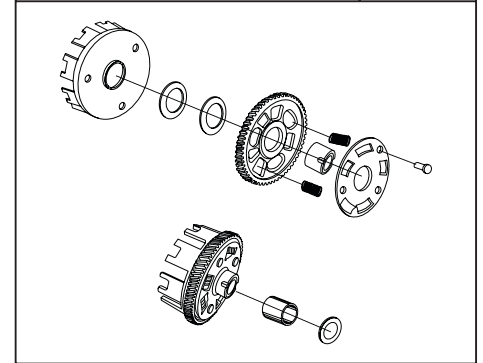


PLATE NO. : 12
MAIN SHAFT

PAGE NO.:
13

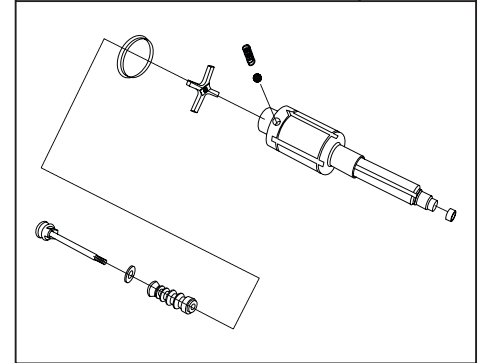


PLATE NO. : 13
GEAR TRANSMISSION

PAGE NO.:
14

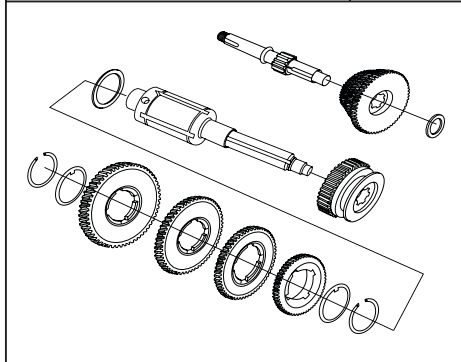


PLATE NO. : 15
SECTOR GEAR ASSLY/ STARTING MECH.

PAGE NO.:
16,17,18

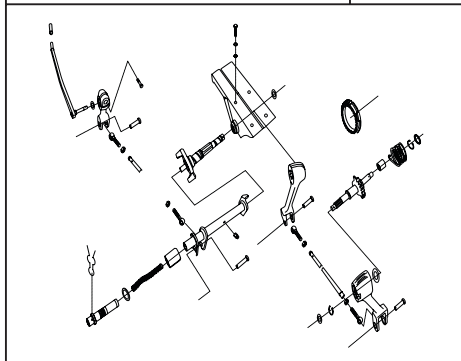


PLATE NO. : 17
DIFFERENTIAL COVER

PAGE NO.:
20

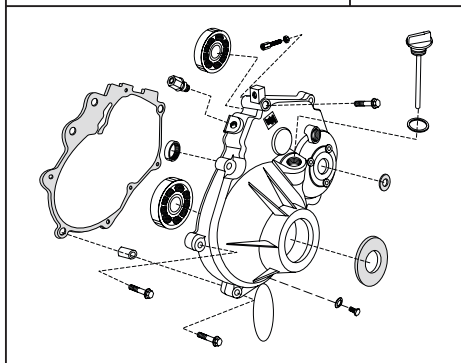


PLATE NO. : 14
GEAR SHIFTER ASSEMBLY

PAGE NO.:
15

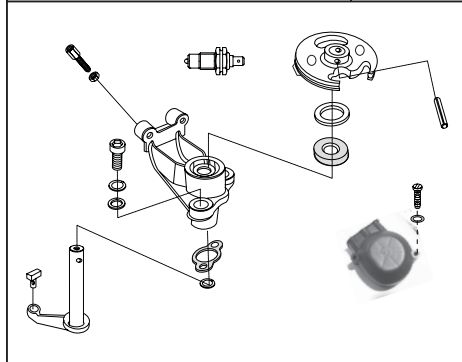


PLATE NO. : 16
DIFFERENTIAL ASSEMBLY

PAGE NO.:
19

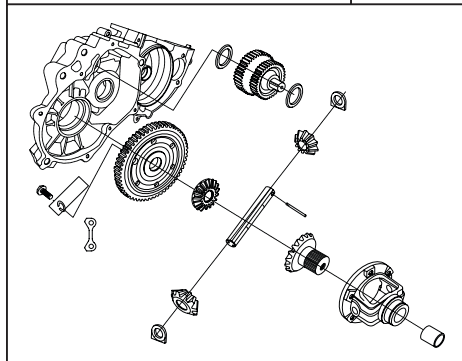


PLATE NO. : 18
SECTOR COMPLETE- REVERSE GEAR

PAGE NO.:
21

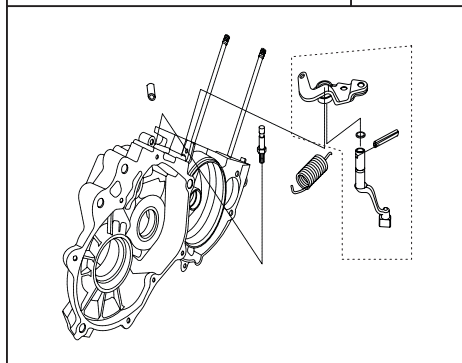


PLATE NO. : 19
COWLING

PAGE NO.:
22

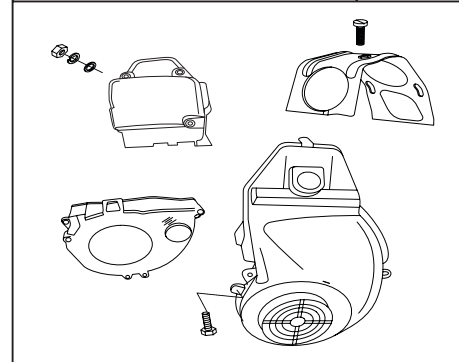


PLATE NO. : 21
ENGINE MOUNTING

PAGE NO.:
24,25

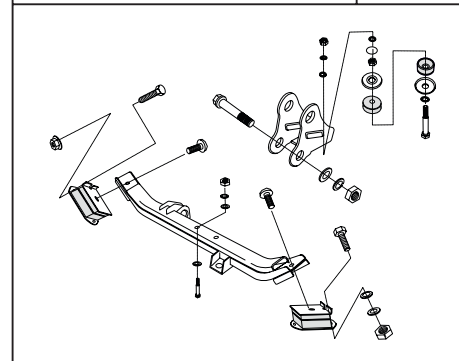


PLATE NO. : 23
SPARK PLUG & H.T COIL

PAGE NO.:
27

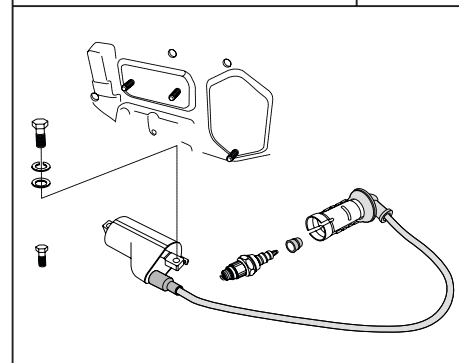


PLATE NO. : 20
SILENCER ASSEMBLY

PAGE NO.:
23

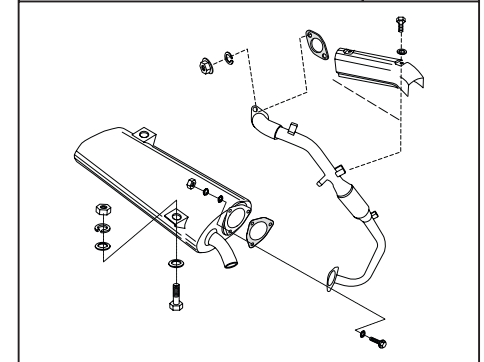


PLATE NO. : 22
MAGNETO ASSEMBLY

PAGE NO.:
26

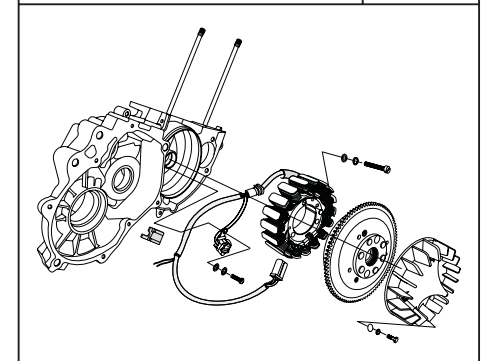


PLATE NO. : 24
CARBURETTOR

PAGE NO.:
28,29

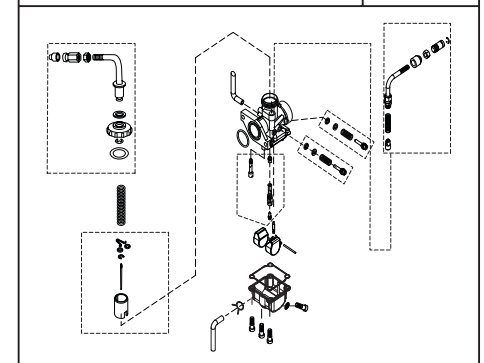


PLATE NO. : 25
AIR FILTER COMPLETE

PAGE NO.:
30,31

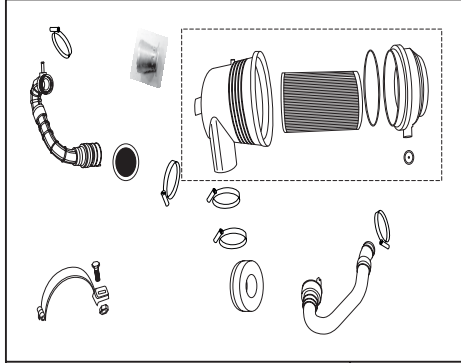


PLATE NO. : 27
OIL COOLER

PAGE NO.:
34,35

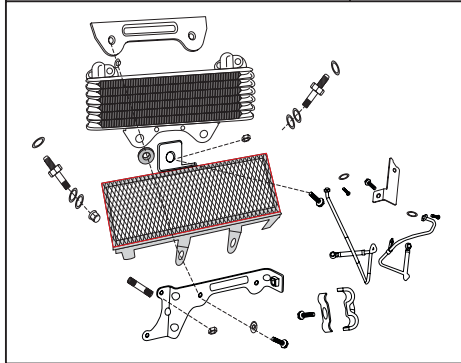


PLATE NO. : 29
PETROL TANK & PETROL COCK ASSLY

PAGE NO.:
37,38

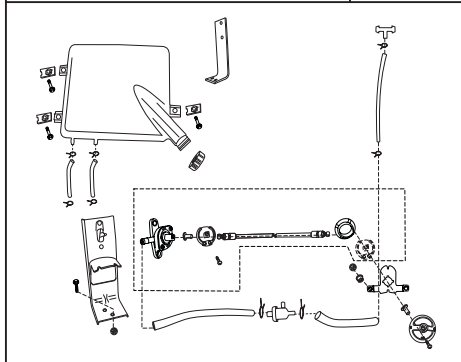


PLATE NO. : 26
PUMP ASSEMBLY OIL & OIL STRAINER

PAGE NO.:
32,33

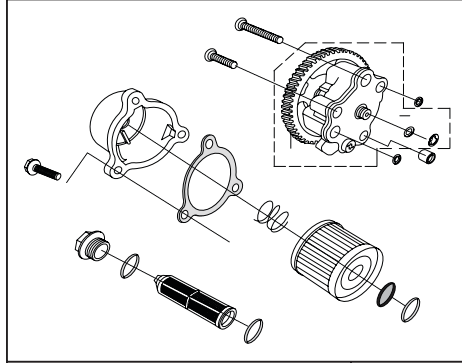


PLATE NO. : 28
FARE METER DRIVE UNIT

PAGE NO.:
36

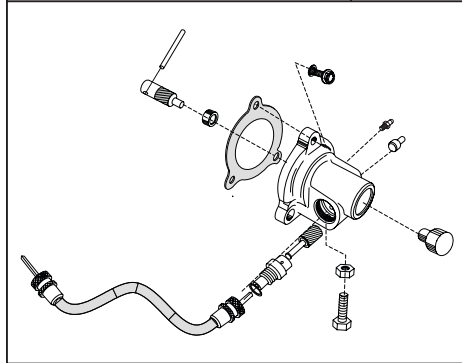


PLATE NO. : 30
PETROL TANK (CNG/LPG)

PAGE NO.:
39

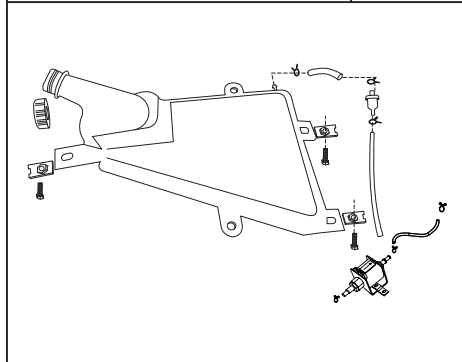


PLATE NO. : 31
TOOL BOX

PAGE NO.:
40

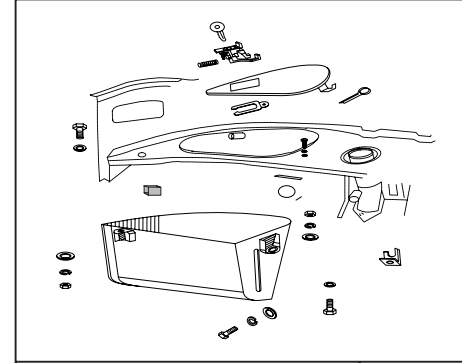


PLATE NO. : 33
DASHBOARD ASSEMBLY

PAGE NO.:
42,43

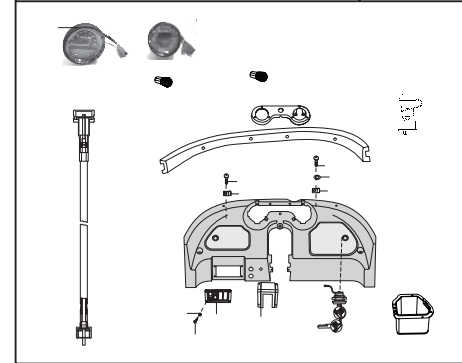


PLATE NO. : 35
PROPELLER SHAFT/ FLANGES

PAGE NO.:
46

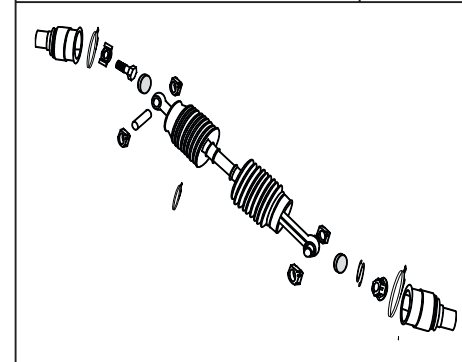


PLATE NO. : 32
SPEEDOMETER

PAGE NO.:
41

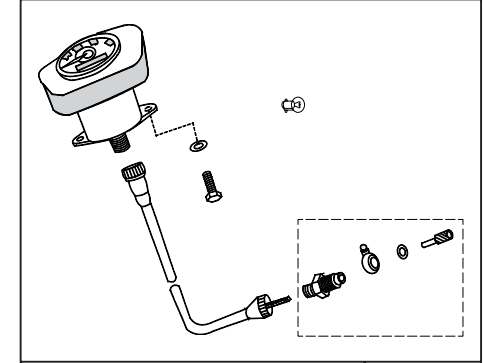


PLATE NO. : 34
CHASSIS/ STEERING COVER

PAGE NO.:
44,45

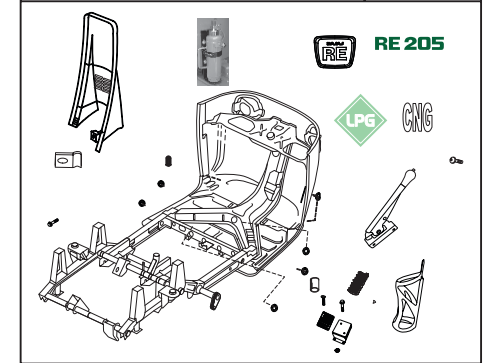


PLATE NO. : 36
REAR SHOCK ABSORBER/ REAR AXLE

PAGE NO.:
47

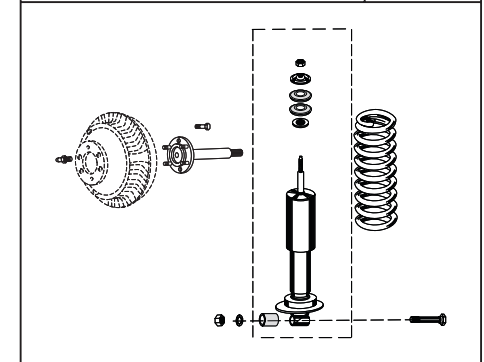


PLATE NO. : 37
HAND BRAKE COMPLETE

PAGE NO.:
48

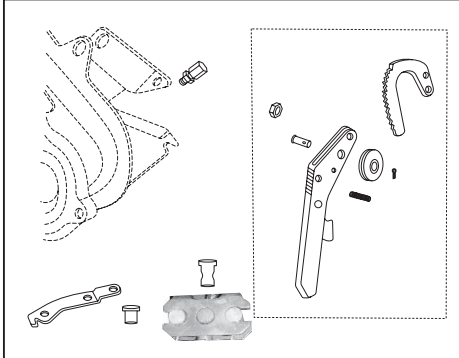


PLATE NO. : 39
STEERING COLUMN ASSEMBLY

PAGE NO.:
50

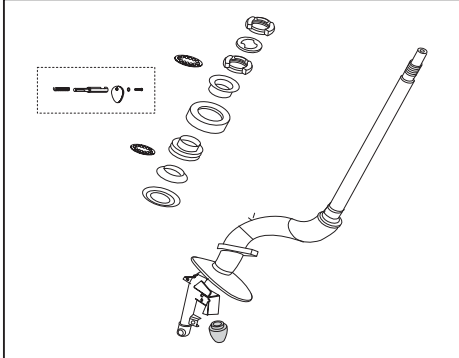


PLATE NO. : 41
FRONT MUDGUARD/ HEAD LAMP HSG

PAGE NO.:
53

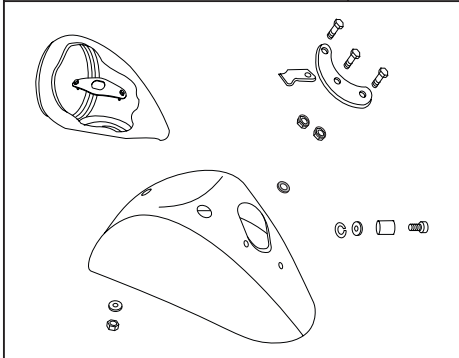


PLATE NO. : 38
TRAILING ARM ASSEMBLY

PAGE NO.:
49

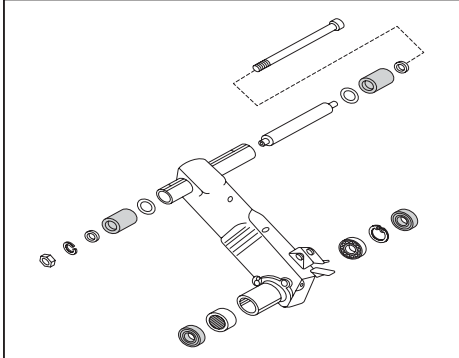


PLATE NO. : 40
FORK ASSEMBLY

PAGE NO.:
51,52

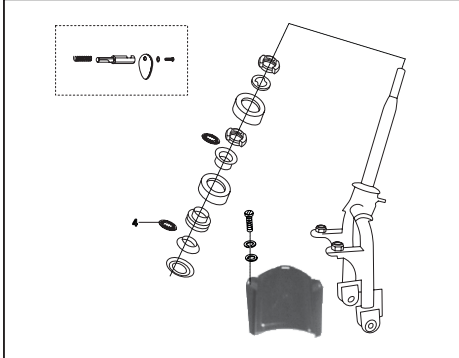


PLATE NO. : 42
FRONT MUDGUARD

PAGE NO.:
54

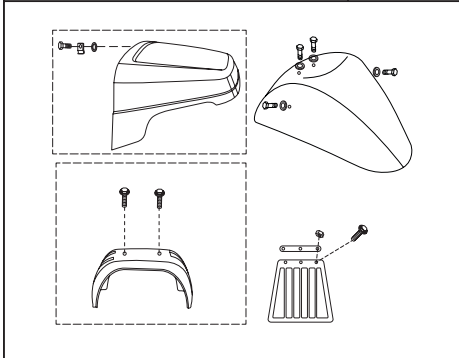


PLATE NO. : 43
FRONT BRAKE DRUM

PAGE NO.:
55

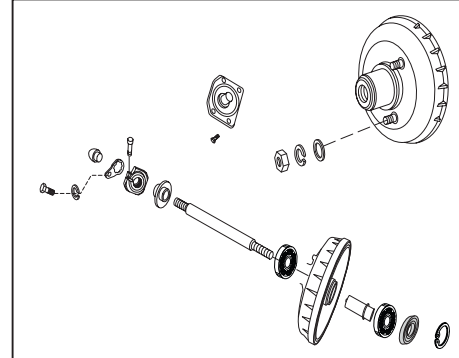


PLATE NO. : 45
FRONT SHOCK ABSORBER & LINKAGE

PAGE NO.:
58

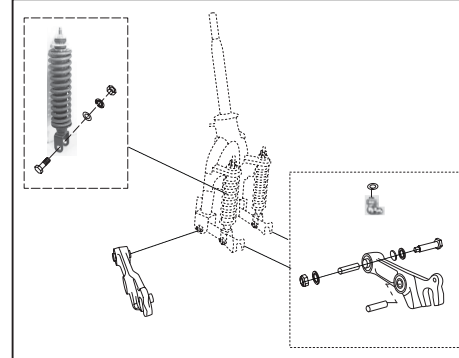


PLATE NO. : 47
AUTO ADJUSTER BRAKE SYSTEM

PAGE NO.:
61,62

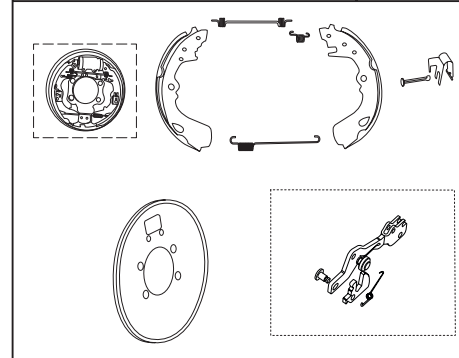


PLATE NO. : 44
FRONT SHOCK ABSORBER

PAGE NO.:
56

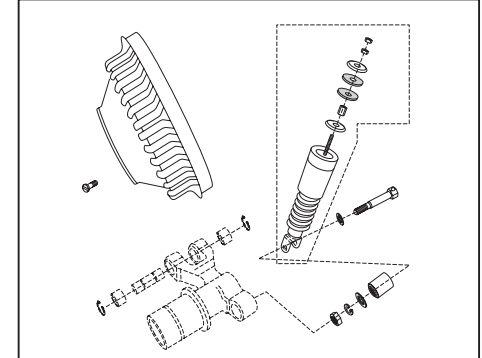


PLATE NO. : 46
FRONT HUB

PAGE NO.:
59,60

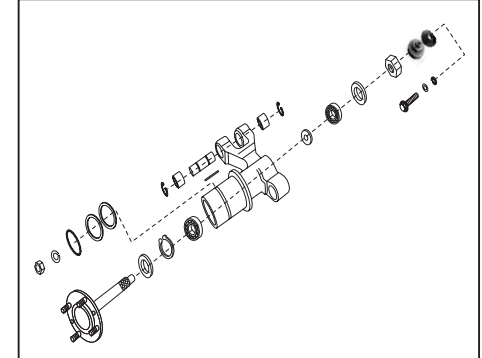


PLATE NO. : 48
WHEEL CYLINDER

PAGE NO.:
63

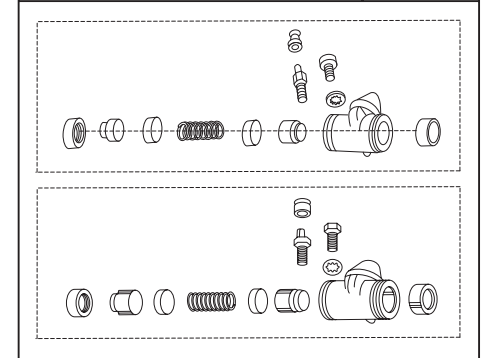


PLATE NO. : 49
HANDLE BAR ASSEMBLY

PAGE NO.:
64,65

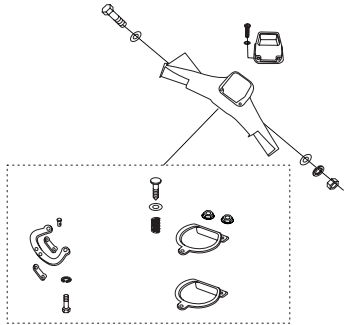


PLATE NO. : 51
BRAKE PEDAL

PAGE NO.:
67

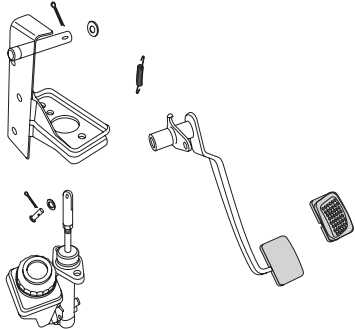


PLATE NO. : 53
BRAKE PIPE

PAGE NO.:
70

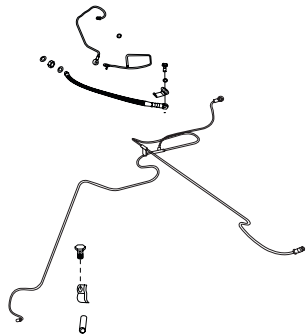


PLATE NO. : 50
HANDLE BAR SLEEVES

PAGE NO.:
66

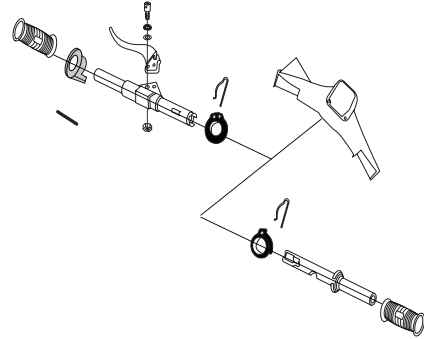


PLATE NO. : 52
TANDEM MASTER CYLINDER

PAGE NO.:
68,69

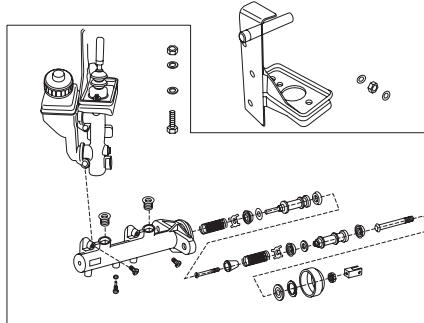


PLATE NO. : 54
CONTROL CABLES

PAGE NO.:
71

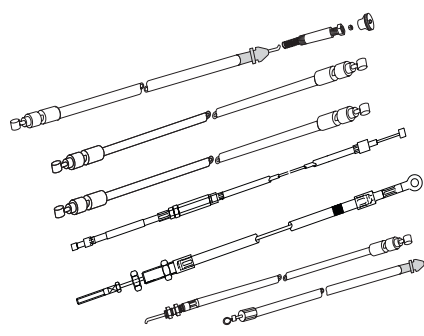


PLATE NO. : 55
PASSENGER BODY

PAGE NO.:
72,73

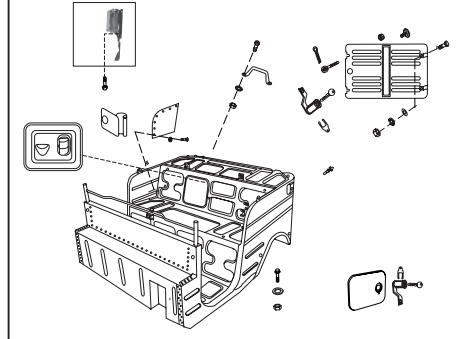


PLATE NO. : 57
WINDSHIELD & WIPER MOTOR

PAGE NO.:
76

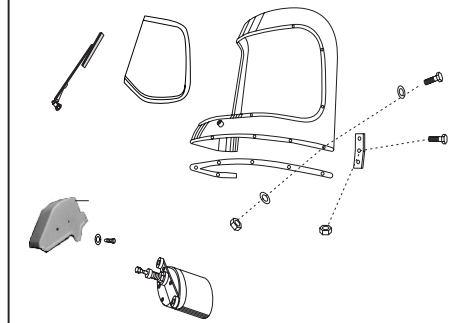


PLATE NO. : 59
SEAT ASSEMBLY

PAGE NO.:
78

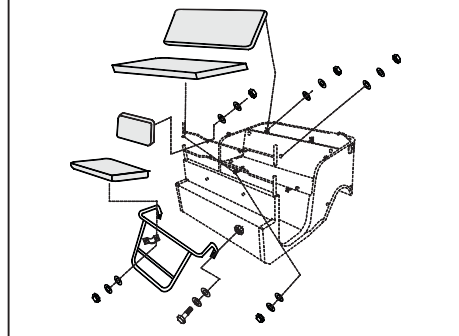


PLATE NO. : 56
WINDSHIELD & WIPER MOTOR (FOR KS)

PAGE NO.:
74,75

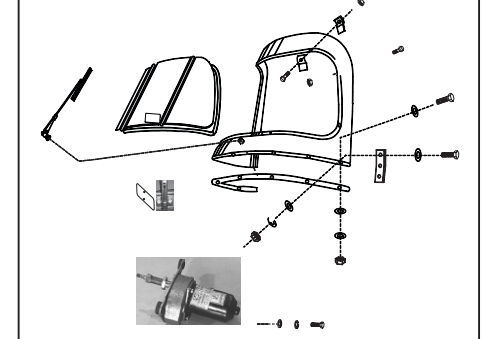


PLATE NO. : 58
HOOD FRAME ASSEMBLY/ PACKING

PAGE NO.:
77

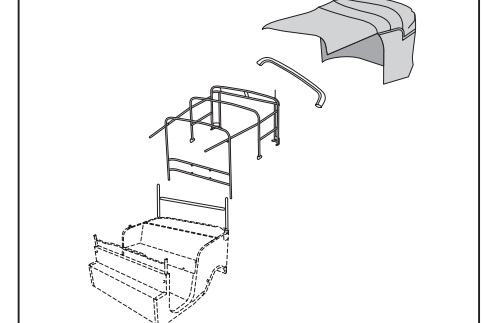


PLATE NO. : 60
REAR MUDGUARD & BUMPER

PAGE NO.:
79

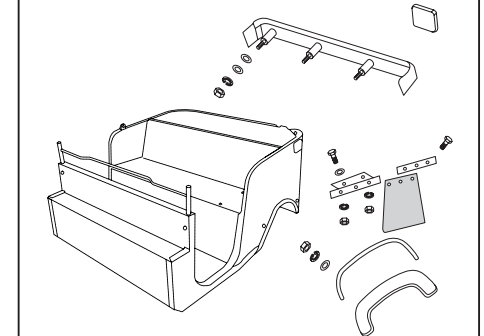


PLATE NO. : 61 PAGE NO.:
WIRING HARNESS 80

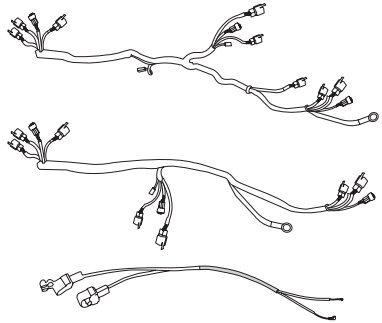


PLATE NO. : 63 PAGE NO.:
HEAD LIGHT ASSLY & BLINKERS 82,83

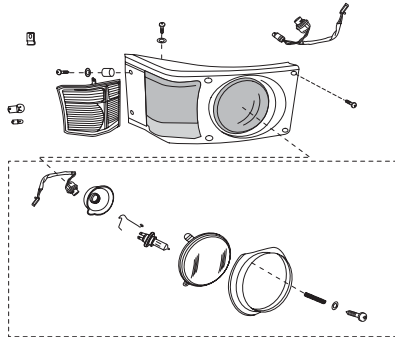


PLATE NO. : 65 PAGE NO.:
TAIL LAMP ASSBLY 85

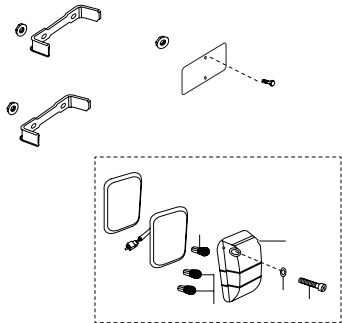


PLATE NO. : 62 PAGE NO.:
HEAD LIGHT 81

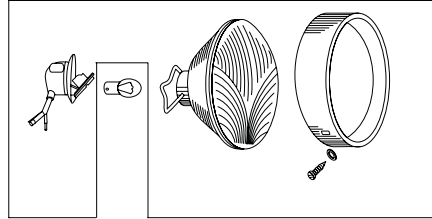


PLATE NO. : 64 PAGE NO.:
FRONT INDICATOR ASSEMBLY 84

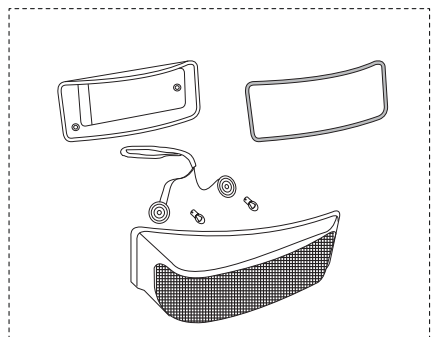


PLATE NO. : 66 PAGE NO.:
SWITCHES & HORN 86,87

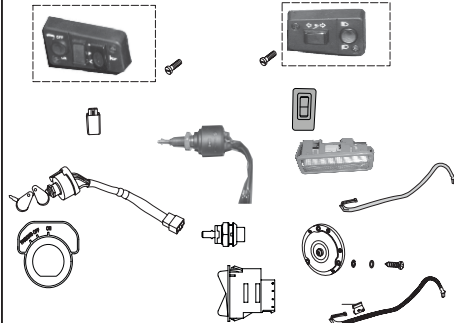


PLATE NO. : 67 PAGE NO.:
BATTERY & RELAY 88

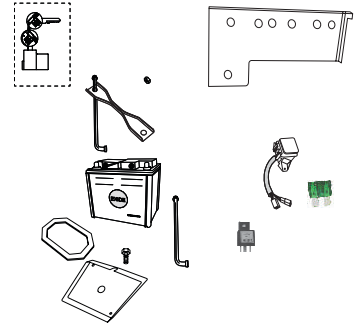


PLATE NO. : 69 PAGE NO.:
TOOL KIT & MIRROR 90



PLATE NO. : 71 PAGE NO.:
VALVE OF CNG CYLINDER 92

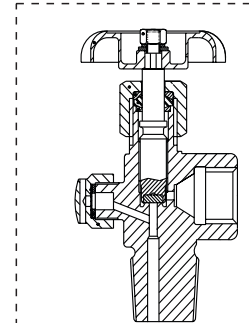


PLATE NO. : 68 PAGE NO.:
ELECTRICAL UNITS 89

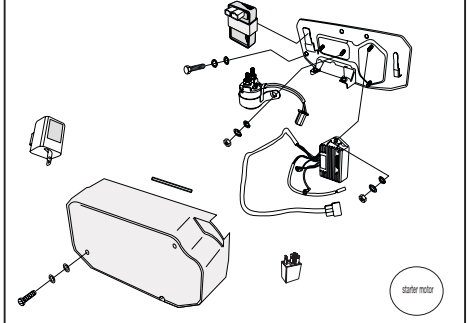


PLATE NO. : 70 PAGE NO.:
CYLINDER FOR CNG & LPG VEHICLES 91

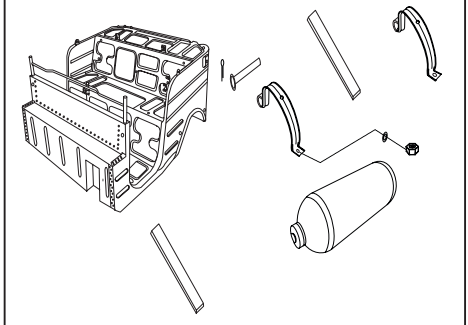


PLATE NO. : 72 PAGE NO.:
HOSES 93

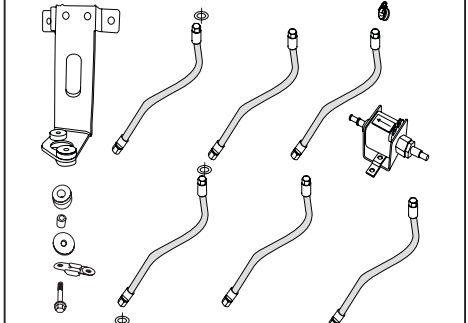


PLATE NO. : 73
RELAY & SOLENOID
PAGE NO.: 94

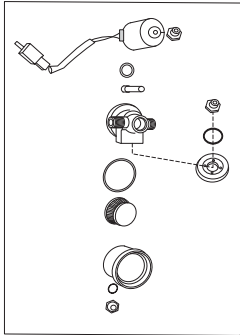


PLATE NO. : 75
REGULATOR
PAGE NO.: 97,98

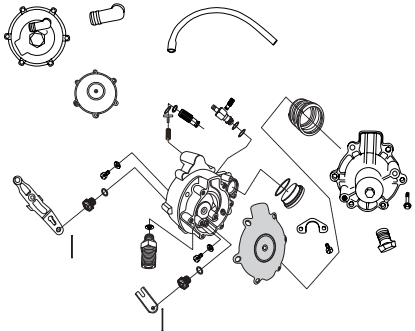


PLATE NO. : 77
MULTI VALVE (ZERO DEG.)
PAGE NO.: 100,101

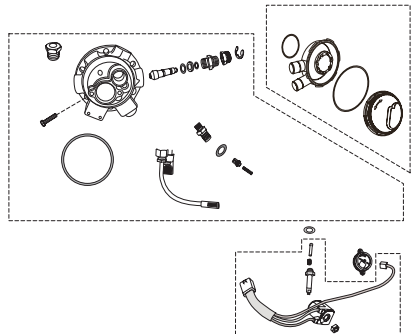


PLATE NO. : 74
1ST STAGE REDUCTION UNIT
PAGE NO.: 95,96

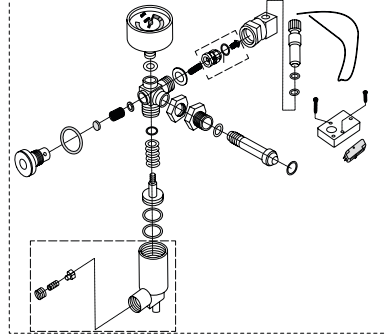
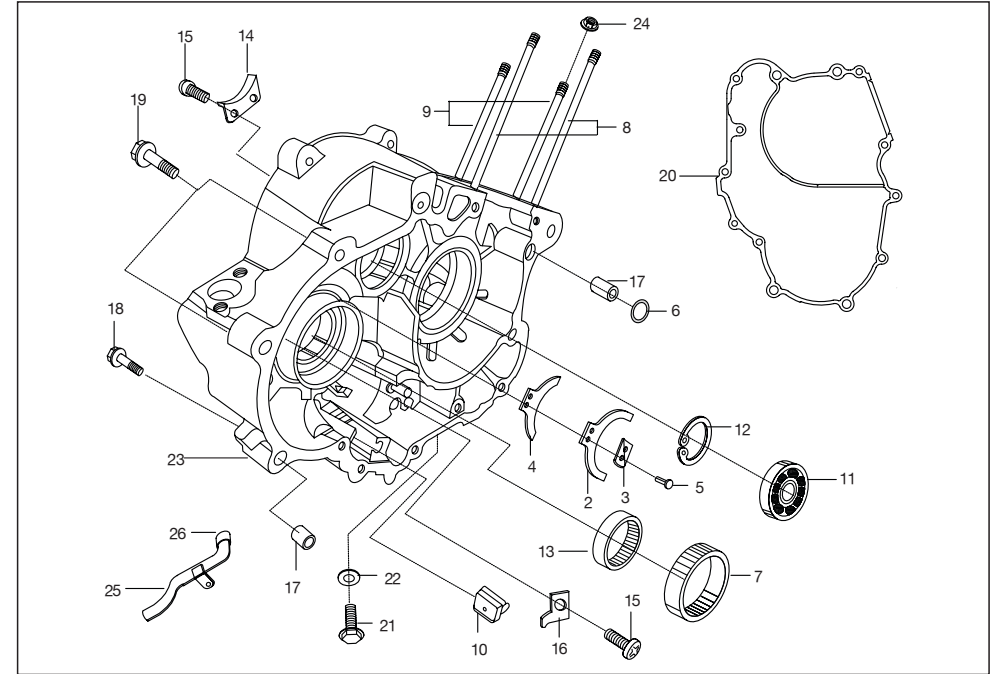
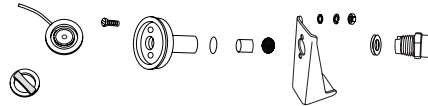
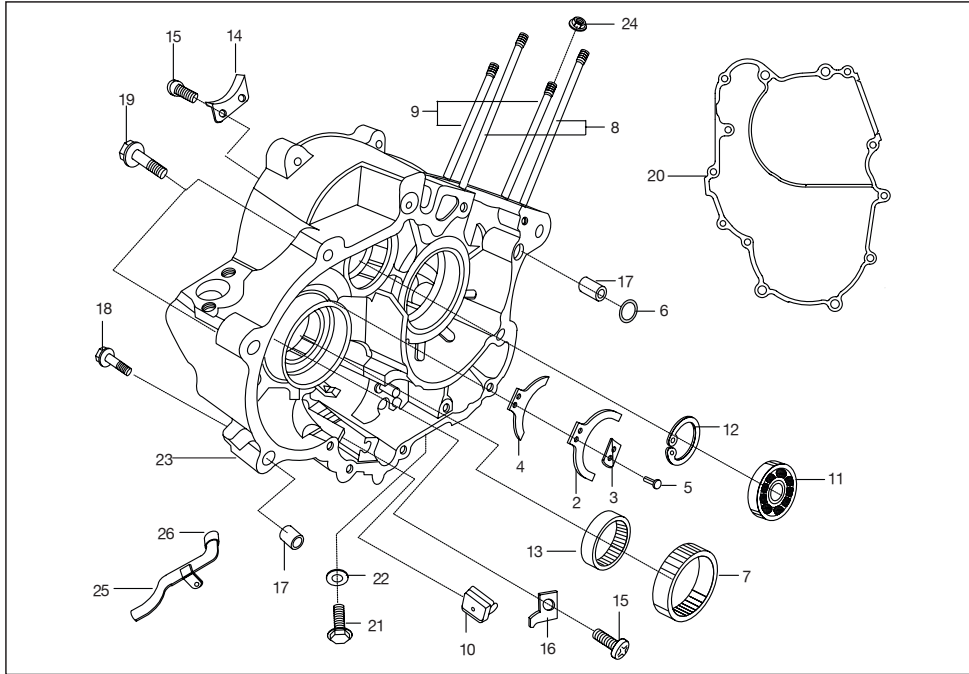


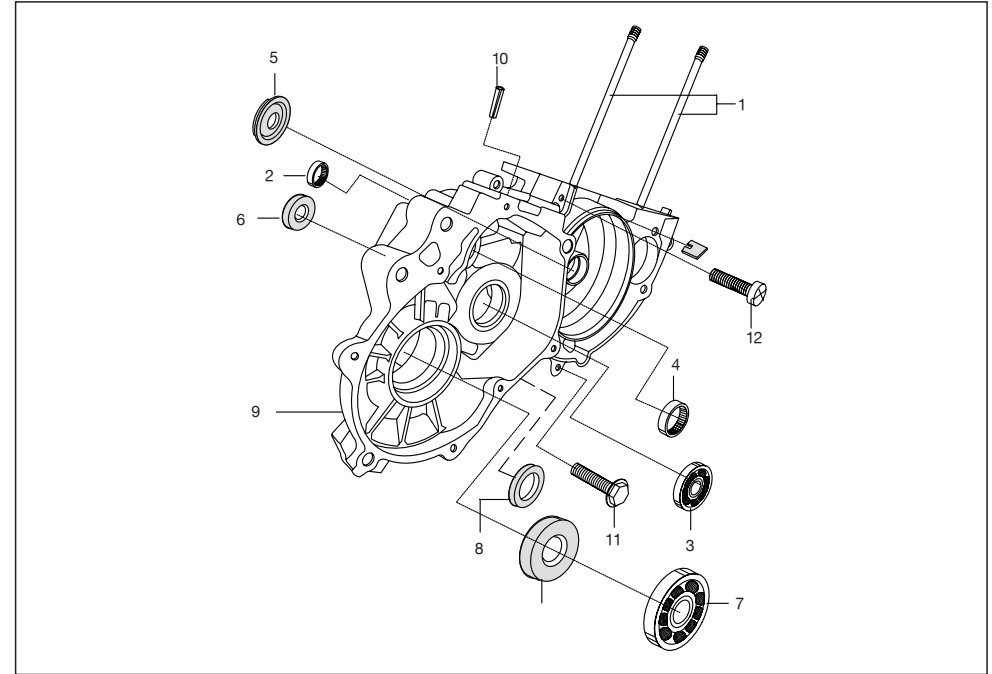
PLATE NO. : 76
FILLER VALVE
PAGE NO.: 99



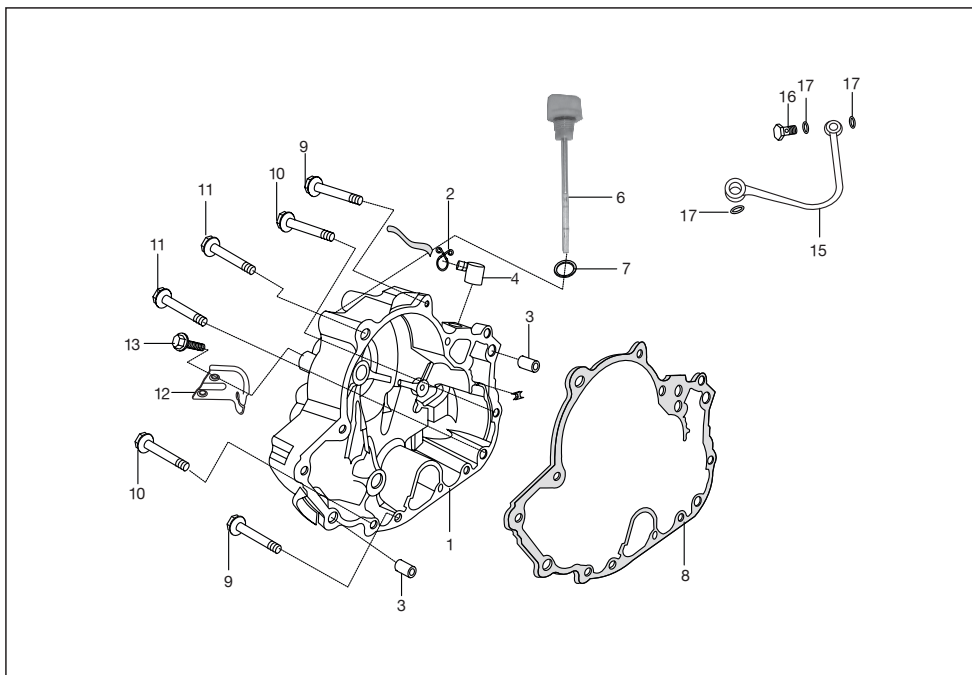
No.	Part No.	Description	QTY/VEH-205			QTY/VEH-205 D			Remarks
			PET	CNG	LPG	PET	CNG	LPG	
1	AM 1010 09	Engine assy. comp.	1	--	1	1	--	1	
1a	AF 1010 16	Engine assy. comp.	--	1	--	--	1	--	
2	AA 1011 23	Spring plate upper	1	1	1	1	1	1	
3	AA 1012 49	Spacer pad - hand start	1	1	1	1	1	1	
4	AA 1011 24	Spring plate lower	1	1	1	1	1	1	
5	39 0508 09	Rivet	2	2	2	2	2	2	
6	39 1013 21	'O' ring	1	1	1	1	1	1	
7	AA 1011 45	Bush starter gear	1	1	1	1	1	1	
8	39 1719 05	Stud (Long)	2	2	2	2	2	2	
9	39 0682 05	Stud (Short)	2	2	2	2	2	2	
10	AA 1011 43	Rubber pad	1	1	1	1	1	1	
11	39 1214 20	Ball bearing	1	1	1	1	1	1	
12	21 1704 19	Circlip	1	1	1	1	1	1	
13	03 1003 35	Needle roller bearing	1	1	1	1	1	1	
14	AA 1010 04	Guide chain metallic	1	1	1	1	1	1	
15	39 0745 01	Screw pan cross - M6	1	1	1	1	1	1	



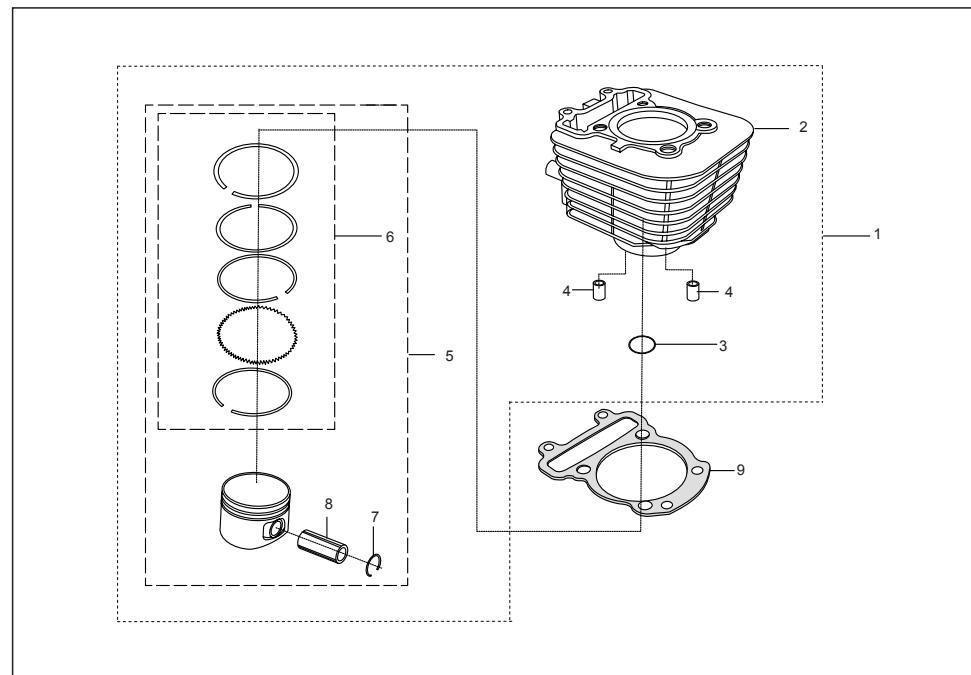
No.	Part No.	Description	QTY/VEH-205			QTY/VEH-205 D			Remarks
			PET	CNG	LPG	PET	CNG	LPG	
16	AB 1010 14	Guide starter gear	1	1	1	1	1	1	
17	39 1000 06	Hollow dowel pin	2	2	2	2	2	2	
18	39 1075 04	Bolt flanged small	6	6	6	6	6	6	
19	39 1676 04	Bolt flanged small	6	6	6	6	6	6	
20	AA 1013 28	Gasket (Crankcase)	1	1	1	1	1	1	
21	DU 1012 23	Drain plug	1	1	1	1	1	1	
22	39 1798 11	Plain washer	1	1	1	1	1	1	from-16.11.2011
23	AN 1010 70	Crank case clutch side	1	1	1	1	1	1	
24	39 1630 15	Nut flange	2	2	2	2	2	2	
25	AA 1012 21	Tube assly.	1	1	1	1	1	1	
26	28 1010 80	Rubber bush	1	1	1	1	1	1	



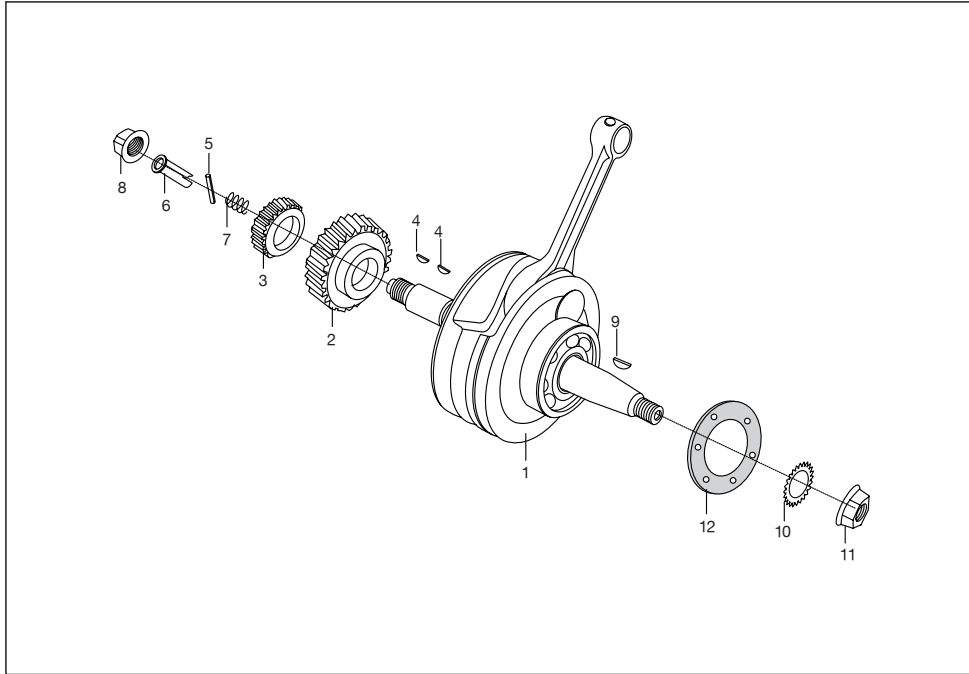
No.	Part No.	Description	QTY/VEH-205			QTY/VEH-205 D			Remarks
			PET	CNG	LPG	PET	CNG	LPG	
1	39 1719 05	Stud	2	2	2	2	2	2	
2	AA 1017 08	Needle roller bearing	1	1	1	1	1	1	from
3	39 2561 20	Ball bearing	1	1	1	1	1	1	
4	39 1435 20	Needle roller bearing	1	1	1	1	1	1	
5	AP 1012 68	Oil seal	1	1	1	1	1	1	FR: 12.02.2012
6	39 1716 19	Oil seal (Main Shaft)	1	1	1	1	1	1	
7	24 1301 05	Ball bearing (Differential)	1	1	1	1	1	1	
8	39 1917 19	Oil seal	1	1	1	1	1	1	
9	AN 1010 33	Crankcase magneto side	1	1	1	1	1	1	
9	AN 1010 70	Crankcase clutch side for 200cc	1	1	1	1	1	1	
10	39 0427 06	Spring type straight pin	1	1	1	1	1	1	
11	39 1075 04	Flanged bolt	1	1	1	1	1	1	
12	39 0747 01	Screw	1	1	1	1	1	1	



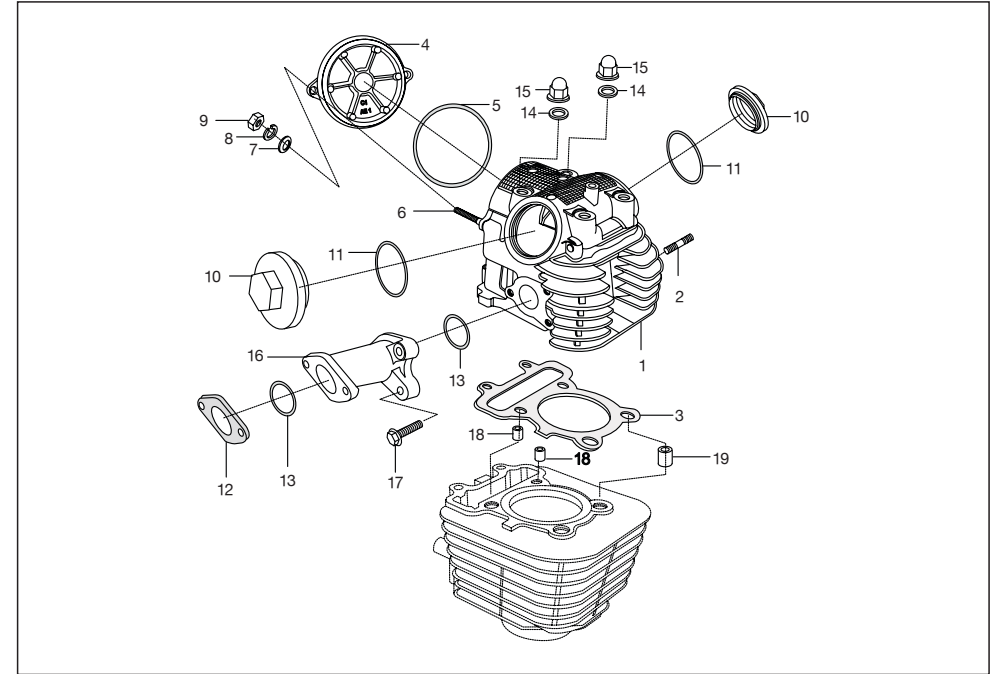
No.	Part No.	Description	QTY/VEH-205			QTY/VEH-205 D			Remarks
			PET	CNG	LPG	PET	CNG	LPG	
1	AN 1011 09	Clutch cover	1	1	1	1	1	1	NI
2	AA 1013 96	Spring clip	1	1	1	1	1	1	
3	39 1000 06	Hollow dowel pin	2	2	2	2	2	2	
4	AB 1010 84	Breather w/ o pipe	--	--	--	1	--	--	
4	AN 1014 20	Breather pipe	1	1	1	--	1	1	
5	AA 1011 69	Bush clush cover	1	1	1	1	1	1	
6	AA 1016 67	Dip stick clutch cover	1	1	1	1	1	1	
7	39 1537 21	'O' ring	1	1	1	1	1	1	
8	AA 1010 77	Gasket clutch cover	1	1	1	1	1	1	
9	39 1065 04	Bolt flanged small(40long)	5	5	5	5	5	5	
10	39 1963 04	Bolt(65 long)	4	4	4	4	4	4	
11	39 1721 04	Flanged bolt (88 long)	3	3	3	3	3	3	
12	AA 1013 37	Bracket for clutch cable	1	1	1	1	1	1	
13	39 1062 04	Bolt flanged small	2	2	2	2	2	2	
14	AN 1011 20	Baffle -clutch cover breather	1	1	1	1	1	1	
15	AA 1014 68	Pipe complete banjo	1	1	1	1	1	1	
16	AA 1014 75	Banjo bolt	1	1	1	1	1	1	
17	39 1727 11	Gasket	2	2	2	2	2	2	



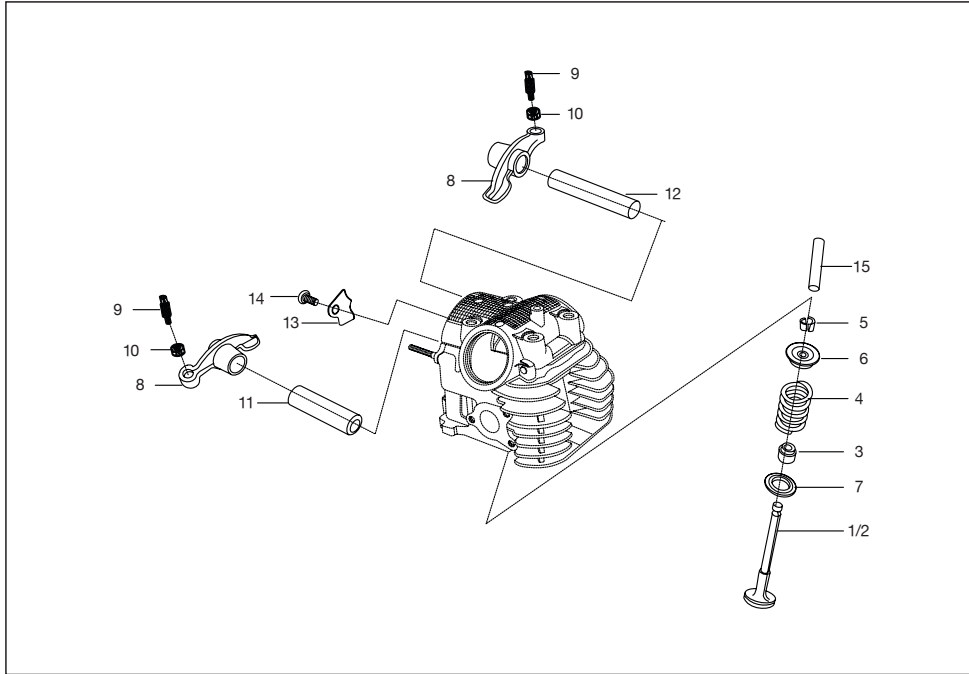
No.	Part No.	Description	QTY/VEH-205			QTY/VEH-205 D			Remarks
			PET	CNG	LPG	PET	CNG	LPG	
1	AN 1011 23	Cylinder block piston assembly	1	1	1	1	1	1	NS
2	AN 1010 07	Cylinder block comp.	1	1	1	1	1	1	
3	28 10108 00	bush	1	1	1	1	1	1	
4	39 1000 06	Hollow dowel pin	2	2	2	2	2	2	
5	AN 1012 59	Piston assly (std)	1	1	1	1	1	1	
6	36 AN00 15	Piston ring set complete(AN101066)	1	1	1	1	1	1	
7	39 1478 17	Wire circlip	2	2	2	2	2	2	
8	AN 1010 06	Pin piston	1	1	1	1	1	1	
9	AA 1010 13	Block gasket	1	1	1	1	1	1	
10	AA 1014 60	Piston assy.-slipper: 0.25 oversize	1	1	1	1	1	1	
11	AA 1014 54	Piston assy.-slipper: 0.50 oversize	1	1	1	1	1	1	
12	AA 1014 49	Ring - piston set:0.25 oversize	1	1	1	1	1	1	
13	AA 1014 55	Ring -piston set:slipr:0.25 ovrsize-spare	1	1	1	1	1	1	



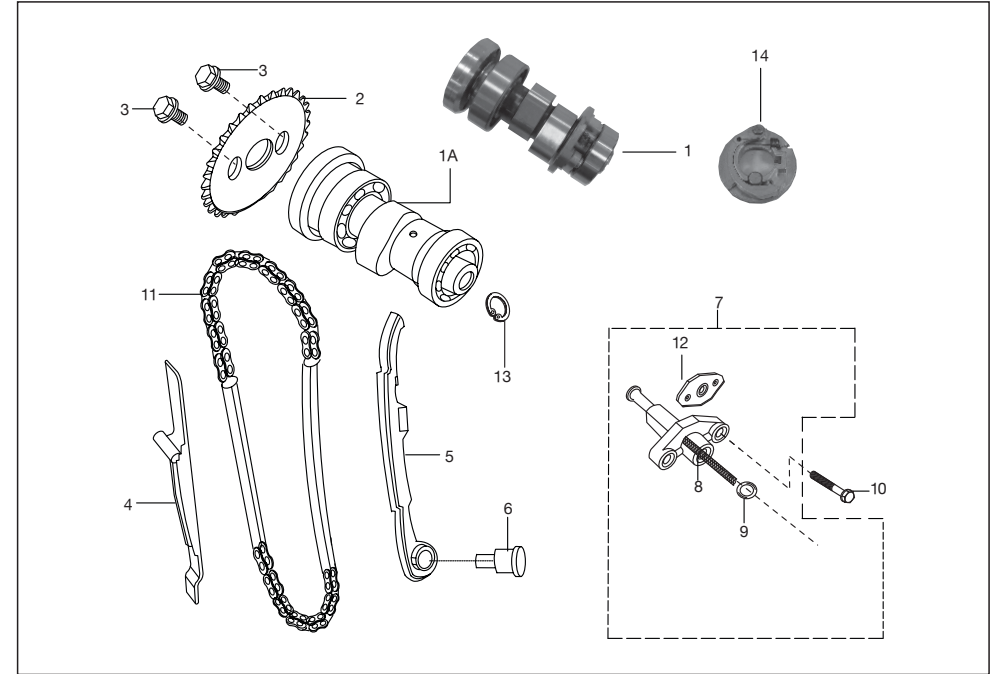
No.	Part No.	Description	QTY/VEH-205			QTY/VEH-205 D			Remarks
			PET	CNG	LPG	PET	CNG	LPG	
1	AN 1010 72	Crank shaft assly	1	1	1	1	1	1	Alt-AA101033
2	AA 1016 02	Primary pinion	1	--	1	1	--	1	
2a	AA 1015 89	Primary pinion	--	1	--	--	1	--	
3	AA 1014 24	Oil pump drive gear	1	1	1	1	1	1	
4	31 1011 73	Key woodruff	2	2	2	2	2	2	
5	39 1927 07	Roller pin	1	1	1	1	1	1	
6	AA 1011 38	Plunger oil	1	1	1	1	1	1	
7	AA 1011 39	Spring plunger	1	1	1	1	1	1	
8	39 1885 15	Nut	1	1	1	1	1	1	
9	AA 1013 45	Woodruff key	1	1	1	1	1	1	
10	01 1006 12	Fan disc washer	1	1	1	1	1	1	
11	39 1053 15	Nut	1	--	1	1	--	1	
12	AA 1017 07	Damper spring	1	1	1	1	1	1	FR: 1.09.2011
13	AA 1014 99	Kit connecting rod	1	1	1	1	1	1	N.I.
14	AA 1011 16	sprocket	1	1	1	1	1	1	N.I.
15	KP Bf63 05	Main bearing	1	1	1	1	1	1	
16	39 2561 20	Main bearing	1	1	1	1	1	1	21.11.2011
17	AN 1010 81	Pin complete crank.	1	1	1	1	1	1	NS,NI
18	39 2154 20	Bearing -needle roller:big end	1	1	1	1	1	1	NS
19	AN 1010 71	Rod connecting	1	1	1	1	1	1	NS



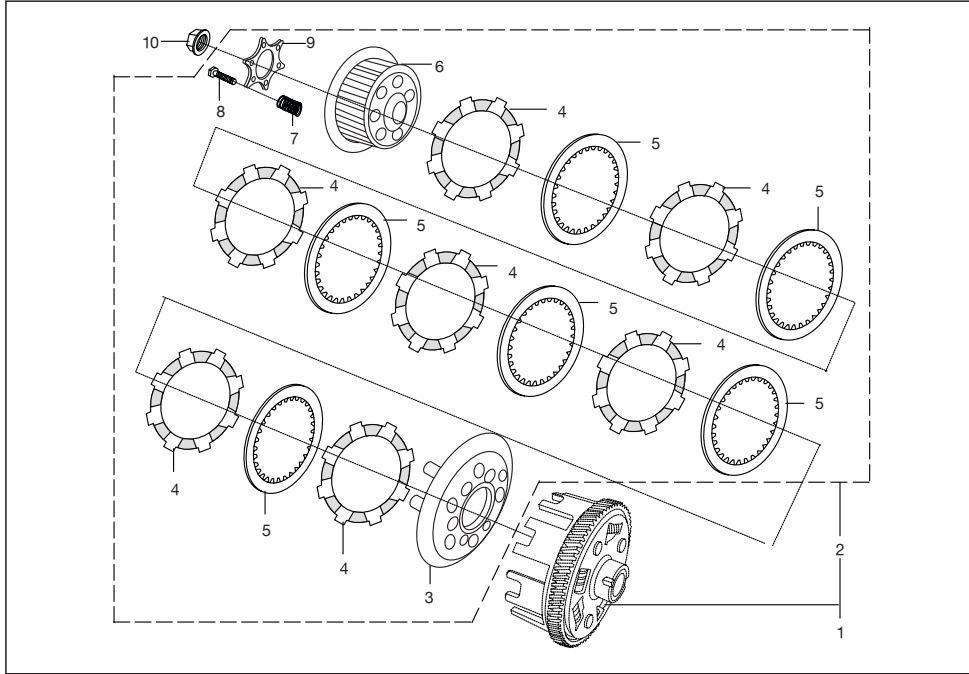
No.	Part No.	Description	QTY/VEH-205			QTY/VEH-205 D			Remarks
			PET	CNG	LPG	PET	CNG	LPG	
1	AN 1010 13	Cylinder head assly	1	1	1	1	1	1	
2	59 0500 01	Stud	2	2	2	2	2	2	
3	AN 1010 12	Head gasket	1	1	1	1	1	1	
4	28 1011 19	Cam shaft cover	1	1	1	1	1	1	
5	39 1264 21	'O' ring	1	1	1	1	1	1	
6	39 1871 05	Stud	2	2	2	2	2	2	
7	39 0219 11	Plain washer	2	2	2	2	2	2	
8	39 1826 12	Spring washer	2	2	2	2	2	2	
9	39 0834 15	Hex nut	2	2	2	2	2	2	
10	13 1010 31	Cap	2	2	2	2	2	2	
11	39 1263 21	Ring o							
11	LJ A000 03	'O' ring	2	2	2	2	2	2	
12	AA 1015 94	Insulator	1	1	1	1	1	1	
13	39 1283 21	'O' ring	2	2	2	2	2	2	
14	DD 1015 21	Plain Washer	4	4	4	4	4	4	
15	LC F000 01	Domed cap nut	4	4	4	4	4	4	
16	AA 1015 77	Inlet manifold	1	1	1	1	1	1	
17	39 1674 04	Flange bolt	3	3	3	3	3	3	
18	39 1000 06	Hollow dowel	2	2	2	2	2	2	
19	28 1011 18	Bush (Cylinder head gasket)	1	1	1	1	1	1	



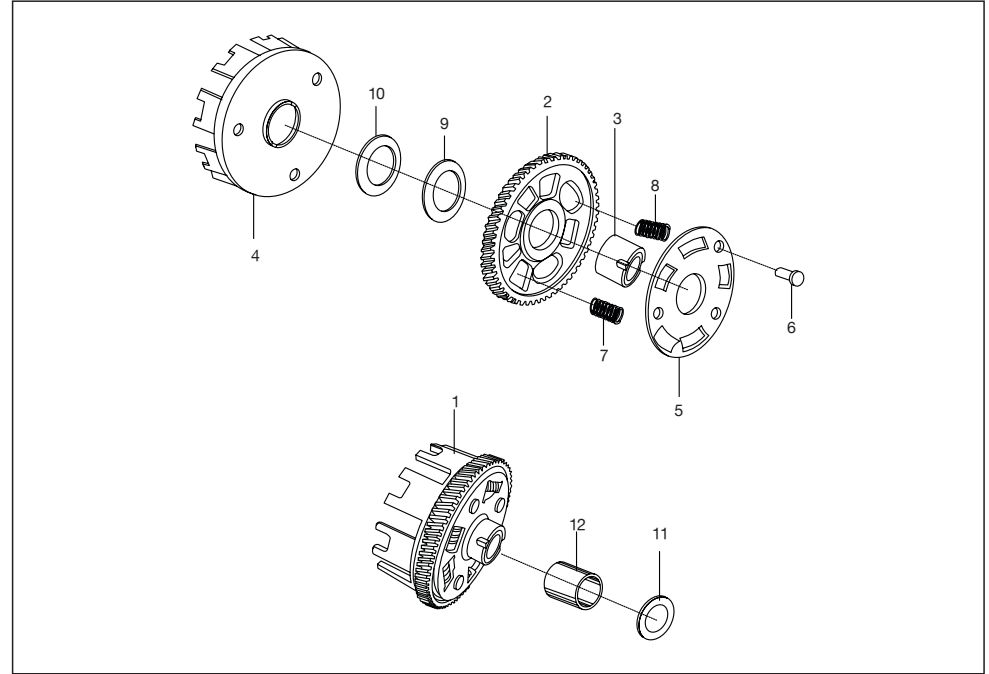
No.	Part No.	Description	QTY/VEH-205			QTY/VEH-205 D			Remarks
			PET	CNG	LPG	PET	CNG	LPG	
1	AN 1010 09	Valve Intake NS	1	1	1	1	1	1	alt- Valve Kit 36A 0013
2	AN 1010 10	Valve exhaust NS	1	1	1	1	1	1	
3	39 1035 19	Oil seal	2	2	2	2	2	2	
4	31 1010 22	Spring engine valve	2	2	2	2	2	2	
5	31 1010 19	Collet	4	4	4	4	4	4	
6	31 1010 18	Retainer valve spring	2	2	2	2	2	2	
7	28 1011 29	Seat spring	2	2	2	2	2	2	
8	31 1010 20	Rocker arm	2	2	2	2	2	2	
9	39 1024 01	Screw	2	2	2	2	2	2	
10	39 0973 15	Nut	2	2	2	2	2	2	
11	AA 1011 37	Rocker arm shaft	1	1	2	1	1	2	
12	13 1010 24	Rocker arm shaft	1	1	2	1	1	2	
13	28 1010 57	Stopper	1	1	1	1	1	1	
14	DX 1010 74	Screw pan cross	1	1	1	1	1	1	
15	28 1011 25	Valve guide	2	2	2	2	2	2	



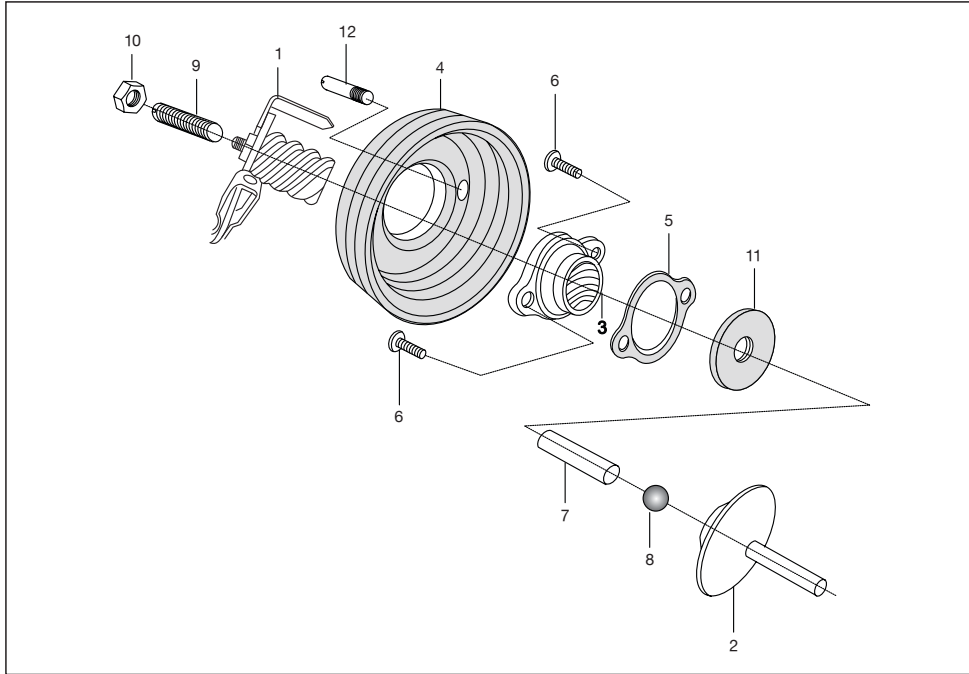
No.	Part No.	Description	QTY/VEH-205			QTY/VEH-205 D			Remarks
			PET	CNG	LPG	PET	CNG	LPG	
1	AA 1016 66	Camshaft assy decomp	1	1	1	1	1	1	from 27.07.2011 from 27.07.2011 from 27.07.2011 from 01.02.2012 alt-36AA4021 from 27.07.2011
2	28 1011 67	Sprocket - cam driven	1	1	1	1	1	1	
3	39 1062 04	Flange bolt	2	2	2	2	2	2	
4	AA 1015 64	Guide chain	1	1	1	1	1	1	
5	AA 1017 06	Guide chain-non tensioner side	1	1	1	1	1	1	
6	AA 1011 35	Pin guide chain	1	1	1	1	1	1	
7	AA 1016 04	Tensioner assly with Gasket	1	1	1	1	1	1	
8	LA D000 53	Bolt flange M6X1-L10	1	1	1	1	1	1	
9	39 1790 21	'O' ring	1	1	1	1	1	1	
10	39 1674 04	Flange bolt	2	2	2	2	2	2	
10a	AA 1014 37	Screw :- pre-coated	2	2	2	2	2	2	
11	AA 1015 69	Timing chain	1	1	1	1	1	1	
12	AA 1016 22	Gasket	1	1	1	1	1	1	
13	39 0557 17	Circlip	1	1	1	1	1	1	
14	AA 10165 54	Decomp. Assembly	1	1	1	1	1	1	



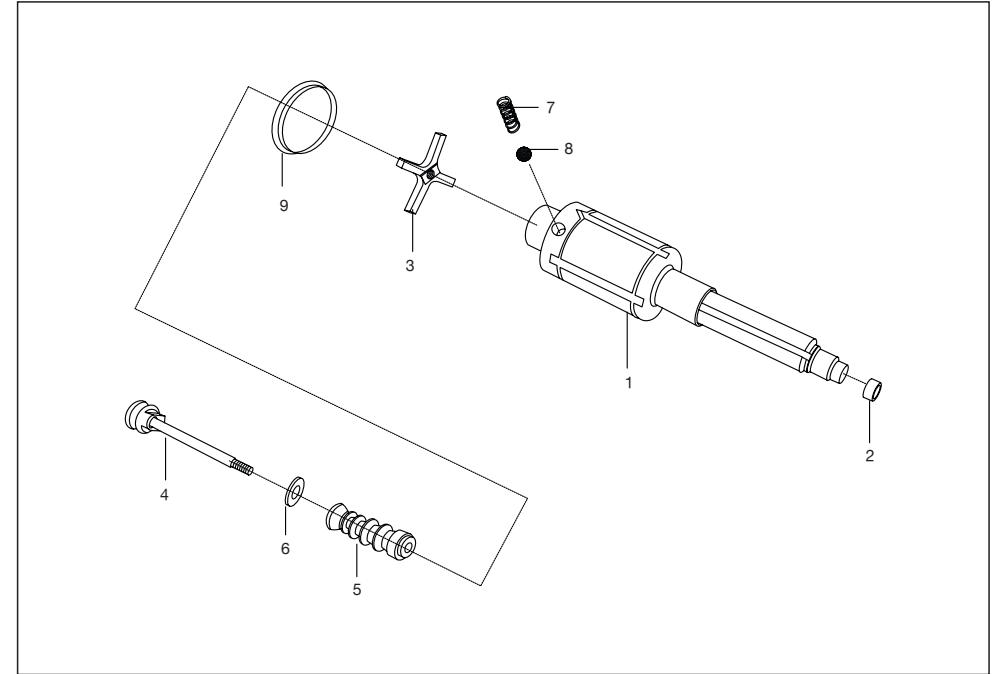
No.	Part No.	Description	QTY/VEH-205			QTY/VEH-205 D			Remarks
			PET	CNG	LPG	PET	CNG	LPG	
1	AA 1015 98	Clutch comp	1	--	1	1	--	1	
1a	AA 1015 93	Clutch comp	--	1	--	--	1	--	
2	AA 1014 70	Clutch plate assly	1	1	1	1	1	1	
3	AA 1014 71	Wheel clutch	1	1	1	1	1	1	
4	AA 1014 78	Plate friction	6	6	6	6	6	6	ALT
4	Jz 5514 17	Plate Friction Reduced Htts	1	1	1	1	1	1	
5	AA 1014 72	Plate clutch	6	6	6	6	6	6	
6	AA 1014 73	Hub clutch	1	1	1	1	1	1	
7	AA 1013 64	Spring clutch	6	6	6	6	6	6	
7	AA 1012 16	Spring clutch	6	6	6	6	6	6	
8	39 0980 04	Hex bolt	6	6	6	6	6	6	
9	AA 1014 74	Holder clutch	1	1	1	1	1	1	
10	39 1938 15	Flange nut	1	1	1	1	1	1	
11	Ja 5514 21	Plate Judder	1	1	1	1	1	1	NI
12	Ja 5514 22	Spring Judder	1	1	1	1	1	1	NI



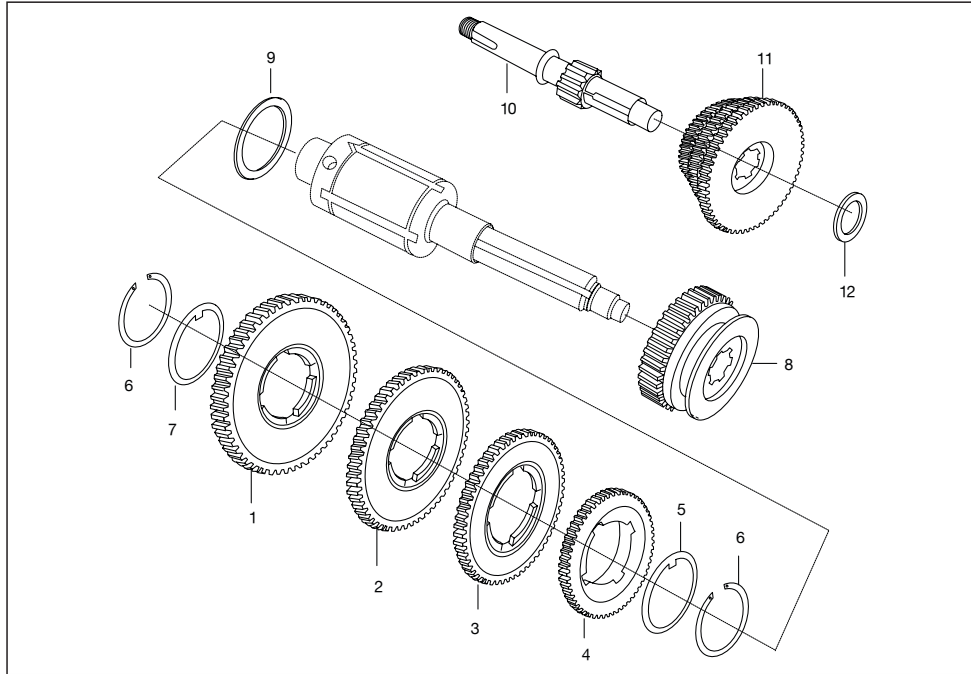
No.	Part No.	Description	QTY/VEH-205			QTY/VEH-205 D			Remarks
			PET	CNG	LPG	PET	CNG	LPG	
1	AA 1015 99	Clutch housing assly	1	--	1	1	--	1	
1a	AA 1015 92	Clutch housing assly	--	1	--	--	1	--	
2	AA 1016 00	Gear primary helical	1	--	1	1	--	1	
2a	AA 1015 91	Gear primary helical	--	1	--	--	1	--	
3	AA 1010 09	Bush gear primary	1	1	1	1	1	1	
4	AA 1012 07	Housing clutch	1	1	1	1	1	1	
5	AA 1011 42	Holder	1	1	1	1	1	1	
6	39 1033 09	Rivet	3	3	3	3	3	3	
7	AA 1014 00	Spring damper	3	3	3	3	3	3	
8	AA 1014 01	Spring damper	2	2	2	2	2	2	
9	31 1011 41	Spring (Beleville washer)	1	1	1	1	1	1	
10	39 1057 11	Plain washer	1	1	1	1	1	1	
11	39 2008 11	Plain washer	1	1	1	1	1	1	
12	AA 1012 13	Collar	1	1	1	1	1	1	



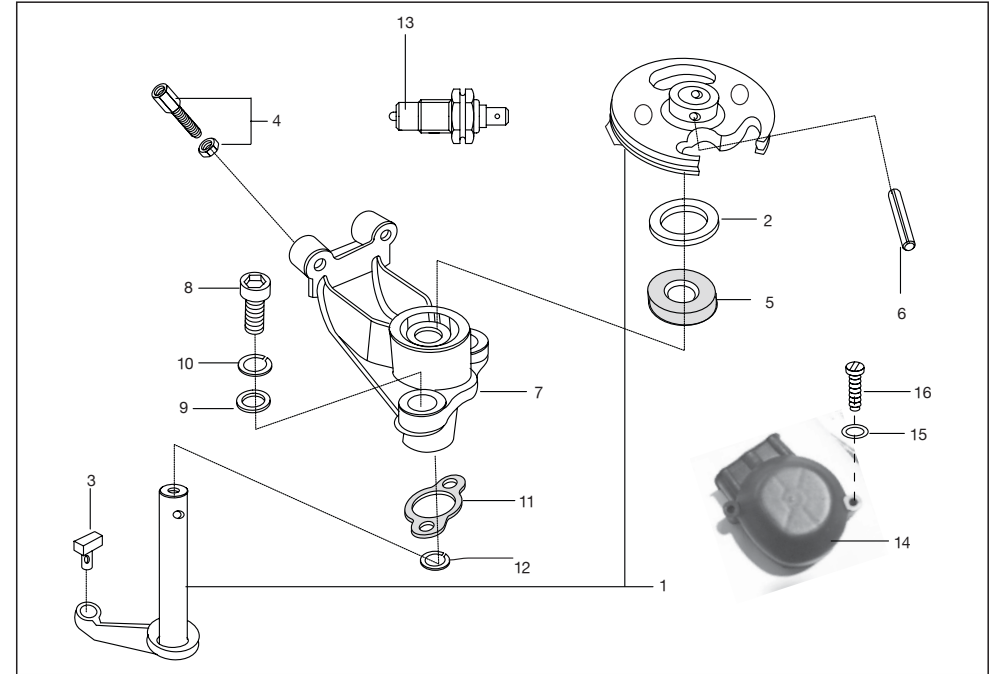
No.	Part No.	Description	QTY/VEH-205			QTY/VEH-205 D			Remarks
			PET	CNG	LPG	PET	CNG	LPG	
1	AA 1014 81	Inner clutch release assly.	1	1	1	1	1	1	
2	AA 1010 73	Rod push	1	1	1	1	1	1	
3	AA 1014 79	Release clutch outer	1	1	1	1	1	1	
4	AA 1014 84	Bellow	1	1	1	1	1	1	
5	AA 1014 91	Gasket release	1	1	1	1	1	1	
6	39 2038 04	Hex.socket head bolt	2	2	2	2	2	2	
7	AA 1011 68	Dowel pin (Clutch release)	1	1	1	1	1	1	
8	30 1011 97	Ball steel	1	1	1	1	1	1	
9	39 1441 01	Screw set	1	1	1	1	1	1	
10	39 0292 15	Hex. lock nut	1	1	1	1	1	1	
11	39 1744 19	Oil seal	1	1	1	1	1	1	
12	AB 1011 00	Arrestor pin	1	1	1	1	1	1	



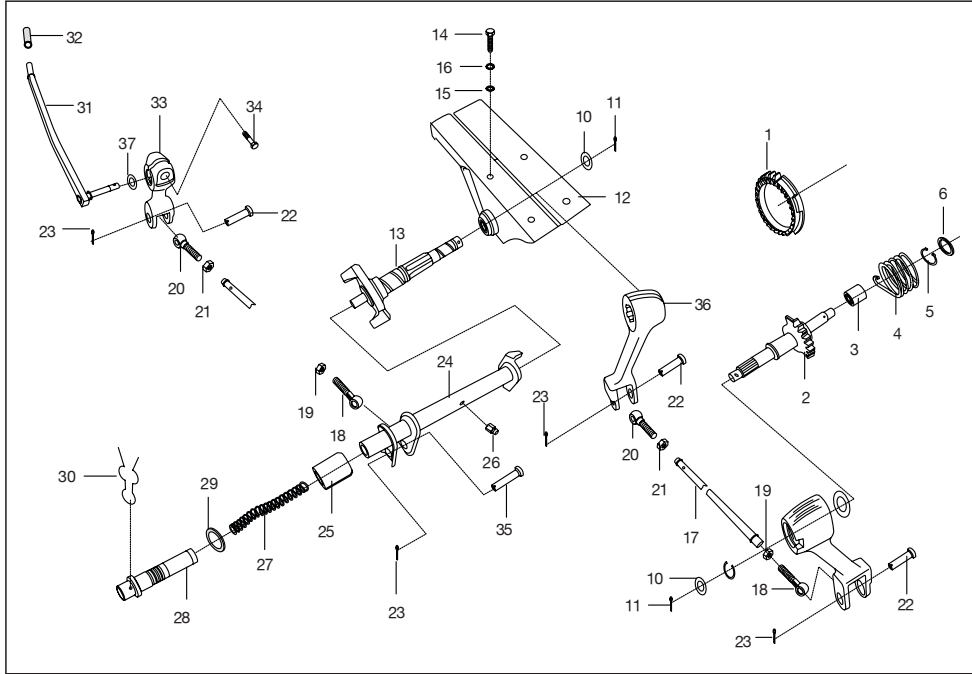
No.	Part No.	Description	QTY/VEH-205			QTY/VEH-205 D			Remarks
			PET	CNG	LPG	PET	CNG	LPG	
1	AA 1015 67	Main shaft	1	1	1	1	1	1	
2	AA 1012 95	Drive bush	1	1	1	1	1	1	
3	AB 1010 67	Cross	1	1	1	1	1	1	
4	AA 1010 54	Guide stem	1	1	1	1	1	1	
5	AA 1011 08	Gear selector	1	1	1	1	1	1	
6	39 0213 11	Plain washer	1	1	1	1	1	1	
7	28 1010 38	Spring	2	2	2	2	2	2	
8	01 1801 23	Steel ball	2	2	2	2	2	2	
9	AA 1010 61	Cup gear shifter	1	1	1	1	1	1	



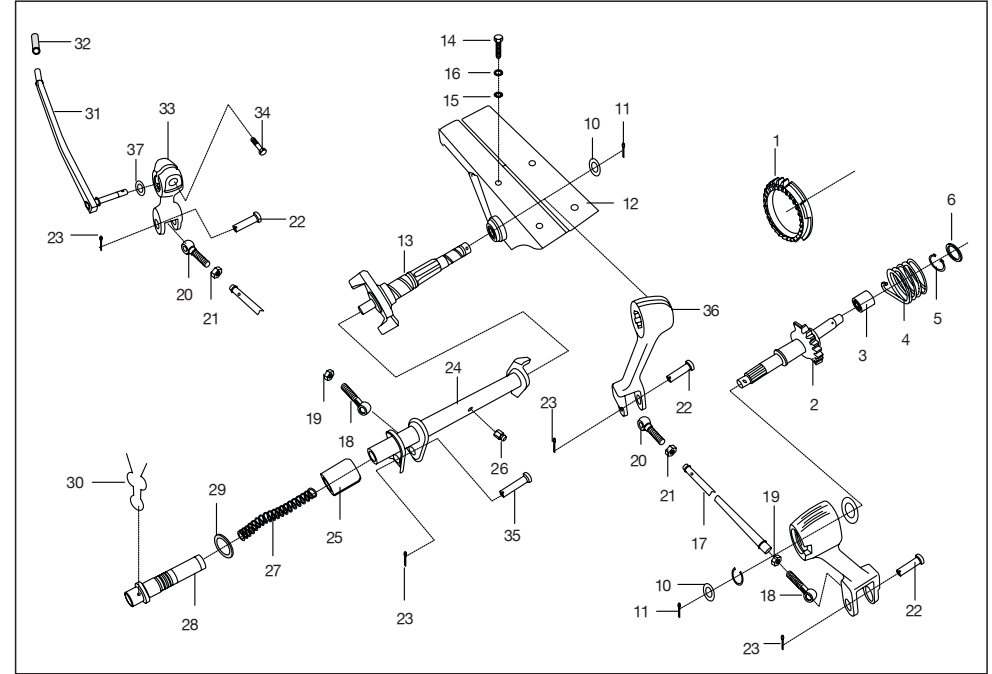
No.	Part No.	Description	QTY/VEH-205			QTY/VEH-205 D			Remarks
			PET	CNG	LPG	PET	CNG	LPG	
1	AA 1010 50	1st speed gear	1	1	1	1	1	1	NI
2	AA 1010 51	2nd speed gear	1	1	1	1	1	1	
3	AA 1010 52	3rd speed gear	1	1	1	1	1	1	
4	AA 1010 53	4th speed gear	1	1	1	1	1	1	
5	15 1011 71	Spacer ring	1	1	1	1	1	1	
6	21 1007 11	Circlip	2	2	2	2	2	2	
7	01 1007 11	Shoulder ring No. 1	1	1	1	1	1	1	
7a	01 1007 12	Shoulder ring No. 2	1	1	1	1	1	1	
7b	01 1007 13	Shoulder ring No. 3	1	1	1	1	1	1	
7c	01 1007 14	Shoulder ring No. 4	1	1	1	1	1	1	
8	AA 1015 55	Reverse control gear	1	1	1	1	1	1	
9	AA 1010 55	Thrust washer	1	1	1	1	1	1	
10	AA 1013 92	Multiple gear shaft	1	1	1	1	1	1	
11	AA 1016 47	Multiple gearII & III	1	1	1	1	1	1	1.02.2012
11A	AA 1016 47	Multiple gearIV	1	1	1	1	1	1	1.02.2012
12	AA 1011 56	Thrust washer (M.G.Shaft)	1	1	1	1	1	1	



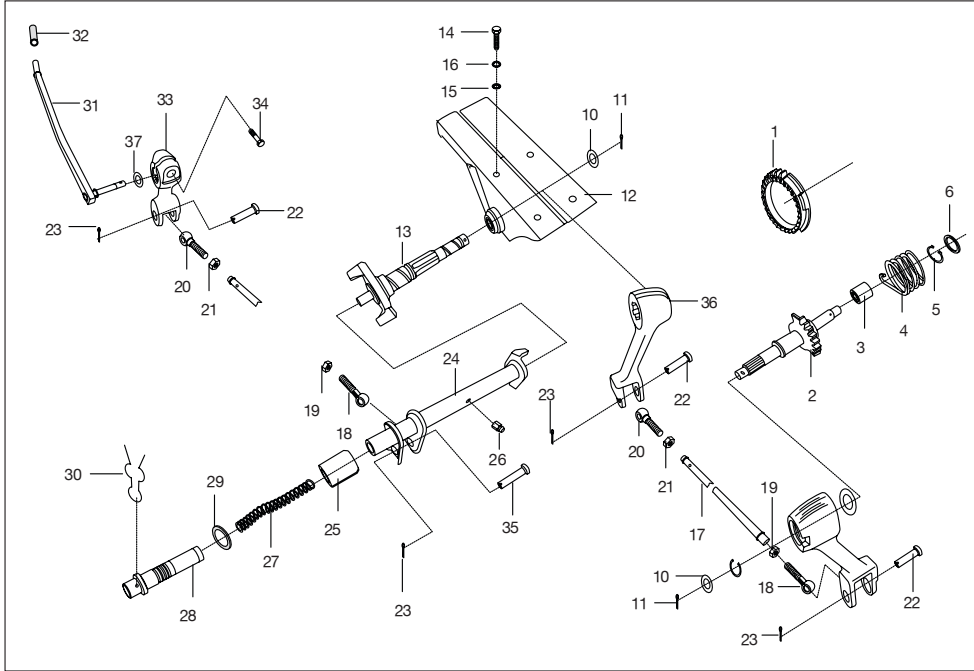
No.	Part No.	Description	QTY/VEH-205			QTY/VEH-205 D			Remarks
			PET	CNG	LPG	PET	CNG	LPG	
1	AA 1016 74	Sector with lever	1	1	1	1	1	1	
1	AA 1017 36	Sector with lever	1	1	1	1	1	1	
2	39 0550 11	Plain washer*	1	1	1	1	1	1	
3	BA 1321 41	Slider block	1	1	1	1	1	1	
4	05 1010 83	Adjuster with nut*	2	2	2	2	2	2	
5	39 1046 19	Seal oil	1	1	1	1	1	1	
6	39 0426 06	Spring type straight pin	1	1	1	1	1	1	
7	AA 1016 80	Flange assly (Gear shifter)	1	1	1	1	1	1	
8	39 1197 04	Bolt socket	2	2	2	2	2	2	
9	39 0219 11	Plain washer	2	2	2	2	2	2	
10	39 1826 12	Spring washer	2	2	2	2	2	2	
11	AA 1010 84	Gasket sector flange	1	1	1	1	1	1	
12	39 0804 11	Plain washer	2	2	2	2	2	2	
13	AA 2010 41	Switch neutral	1	1	1	1	1	1	
14	AA 1012 58	Cover (Gear shifter)	1	1	1	1	1	1	
15	39 0197 11	Plain washer	2	2	2	2	2	2	
16	39 0758 01	Screw pan cross	2	2	2	2	2	2	
17	Aa 1016 65	Bracket Fix End Cable Guide	1	1	1	1	1	1	
18	LA D000 17	Bolt Flanged M5x0.8x16	2	2	2	2	2	2	



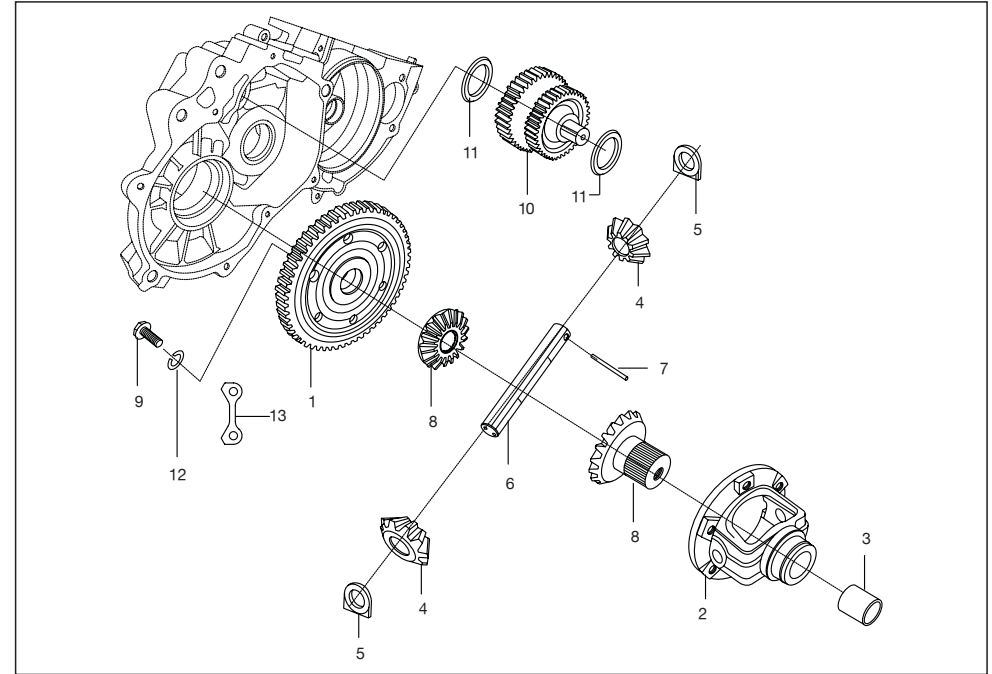
No.	Part No.	Description	QTY/VEH-205			QTY/VEH-205 D			Remarks
			PET	CNG	LPG	PET	CNG	LPG	
1	AA 1011 22	Starter gear	1	1	1	1	1	1	
2	AA 1012 86	Sector gear assly.	1	1	1	1	1	1	
3	AA 1012 15	Guide spring	1	1	1	1	1	1	
4	AA 1012 09	Torsional spring	1	1	1	1	1	1	
5	30 1010 53	Circlip	1	1	1	1	1	1	
6	AA 1011 56	Thrust washer	1	1	1	1	1	1	
7	24 1611 49	Bush Sintered Bronze	2	2	2	2	2	2	N.I.
8	Dg 1611 24	Damper	1	1	1	1	1	1	N.I.
9	AA 1013 47	Tube Conctg li Assy1	1	1	1	1	1	1	N.I.
9	AA 1015 72	Tube connecting-I assy.	1	1	1	1	1	1	N.I.
10	39 0240 11	Plain washer	2	2	2	2	2	2	
11	39 0799 08	Pin cotter	2	2	2	2	2	2	
12	AA 1012 97	Support assly.comp. (H.S.)	1	1	1	1	1	1	N
13	AA 1012 89	Spindle assly.	1	1	1	1	1	1	
14	39 0435 01	Screw hex.head	4	4	4	4	4	4	
15	39 0200 11	Plain washer	4	4	4	4	4	4	



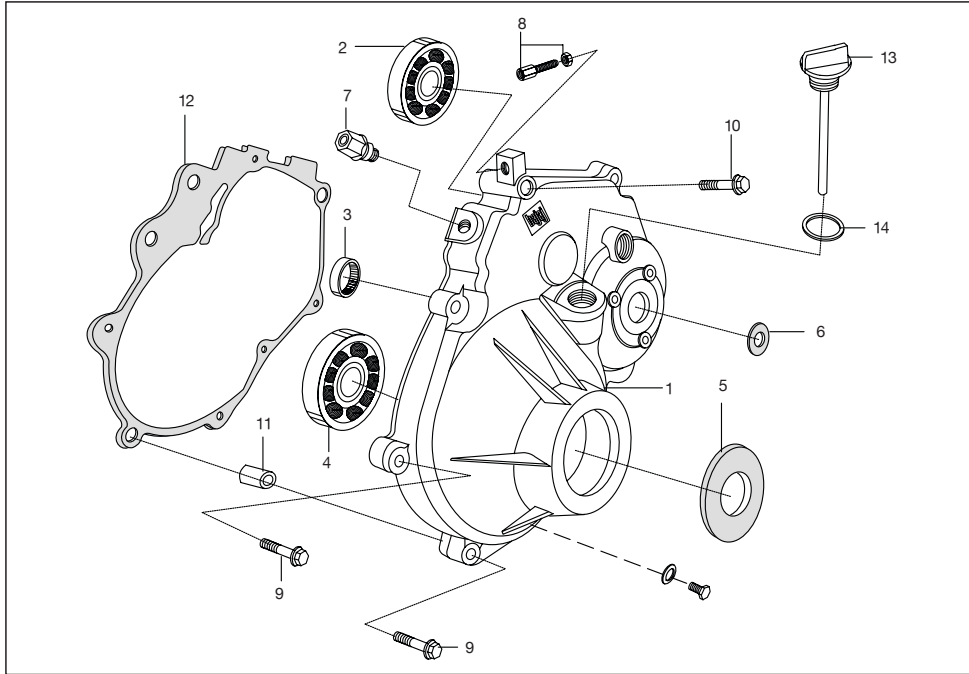
No.	Part No.	Description	QTY/VEH-205			QTY/VEH-205 D			Remarks
			PET	CNG	LPG	PET	CNG	LPG	
16	39 1828 12	Spring washer	4	4	4	4	4	4	
17	AA 1015 71	Connecting tube - I	1	1	1	1	1	1	
18	24 1014 17	Bolt - eye :- R. H. thread	2	2	2	2	2	2	N
19	24 1014 19	Hex.nut LH thread	2	2	2	2	2	2	
20	24 1016 16	Connector	1	1	1	1	1	1	
21	39 0296 15	Hex. nut	2	2	2	2	2	2	
22	24 1014 22	Pin	3	3	3	3	3	3	
23	39 0146 08	Split pin	4	4	4	4	4	4	
24	AA 1017 23	Starting tube assly.	1	1	1	1	1	1	
25	22 1014 23	Plug	1	1	1	1	1	1	
26	23 1613 05	Grease nipple	1	1	1	1	1	1	
27	21 1014 27	Spring	1	1	1	1	1	1	
28	AA 1012 77	Pin for lever support	1	1	1	1	1	1	
29	03 1801 16	'O' ring	1	1	1	1	1	1	
30	21 1014 29	Spring clip	1	1	1	1	1	1	



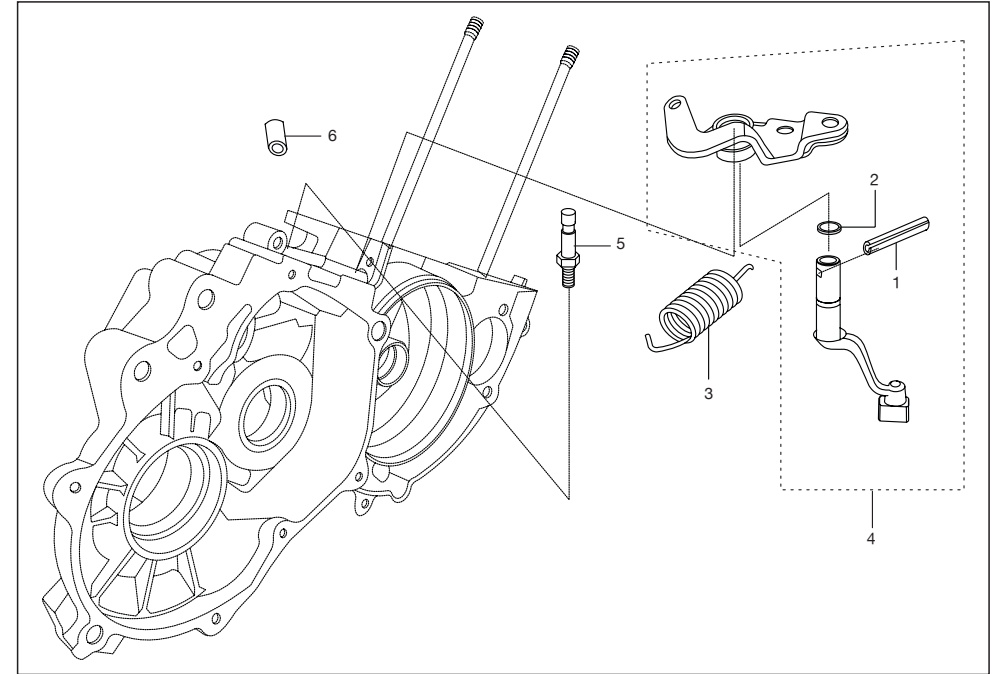
No.	Part No.	Description	QTY/VEH-205			QTY/VEH-205 D			Remarks
			PET	CNG	LPG	PET	CNG	LPG	
31	AZ 6210 19	Starting handle/pin	1	1	1	1	1	1	
32	22 1011 15	Starting handle grip	1	1	1	1	1	1	
33	AA 1013 29	Lever driver side	1	1	1	1	1	1	
34	39 1389 04	'D' bolt	1	1	1	1	1	1	
35	24 1014 21	Pin	1	1	1	1	1	1	
36	AA 1013 30	Lever	1	1	1	1	1	1	
37	24 1014 14	Washer	1	1	1	1	1	1	
38	24 1613 19	Cap eye bolt connecting tube	1	1	1	1	1	1	N.I.
39	24 1015 72	Nylon bush	1	1	1	1	1	1	N.I.



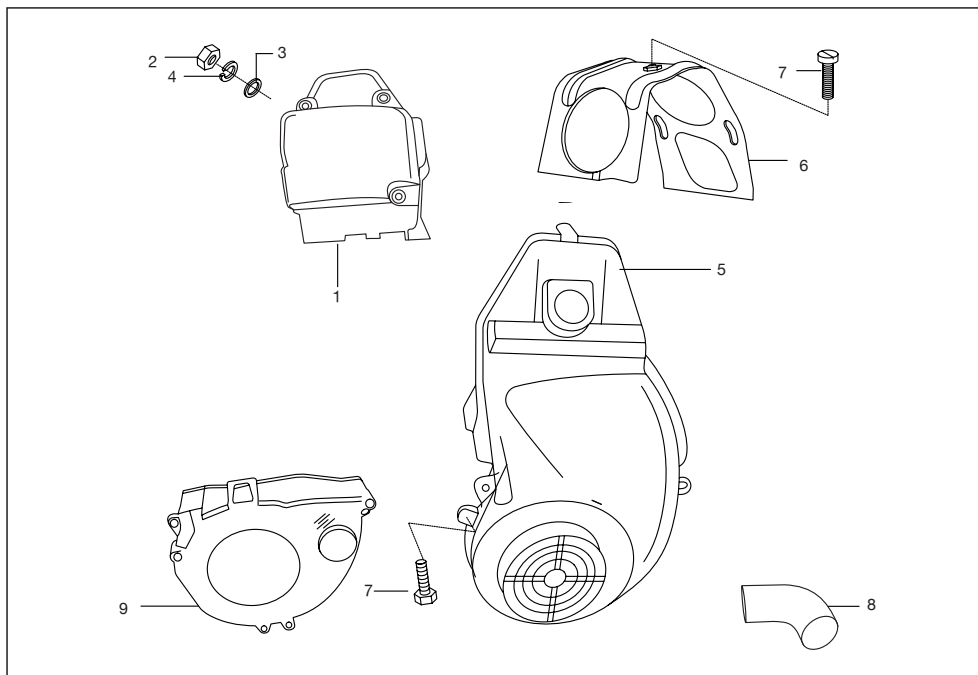
No.	Part No.	Description	QTY/VEH-205			QTY/VEH-205 D			Remarks
			PET	CNG	LPG	PET	CNG	LPG	
1	AA 1310 02	Differential gear	1	1	1	1	1	1	
2	AA 1310 33	Satellite gear Hsg. assly	1	1	1	1	1	1	
3	24 1301 11	Bush bevel gear housing	1	1	1	1	1	1	
4	22 1310 18	Satellite gear	2	2	2	2	2	2	
5	22 1310 14	Spacer	2	2	2	2	2	2	
6	24 1310 32	Bevel gear pin	1	1	1	1	1	1	
7	24 1301 13	Pin	1	1	1	1	1	1	
8	24 1310 09	Bevel gear	2	2	2	2	2	2	
9	39 0435 01	Screw hexagon head	6	6	6	6	6	6	
10	AA 1010 57	Idler gear	1	1	1	1	1	1	
11	AA 1010 58	Thrust washer (Idler gear)	2	2	2	2	2	2	
12	39 0265 12	Spring washer	6	6	6	6	6	6	NS
13	22 1703 45	Lock plate	3	3	3	3	3	3	NI
14	22 1710 80	Lock Plate	3	3	3	3	3	3	NI



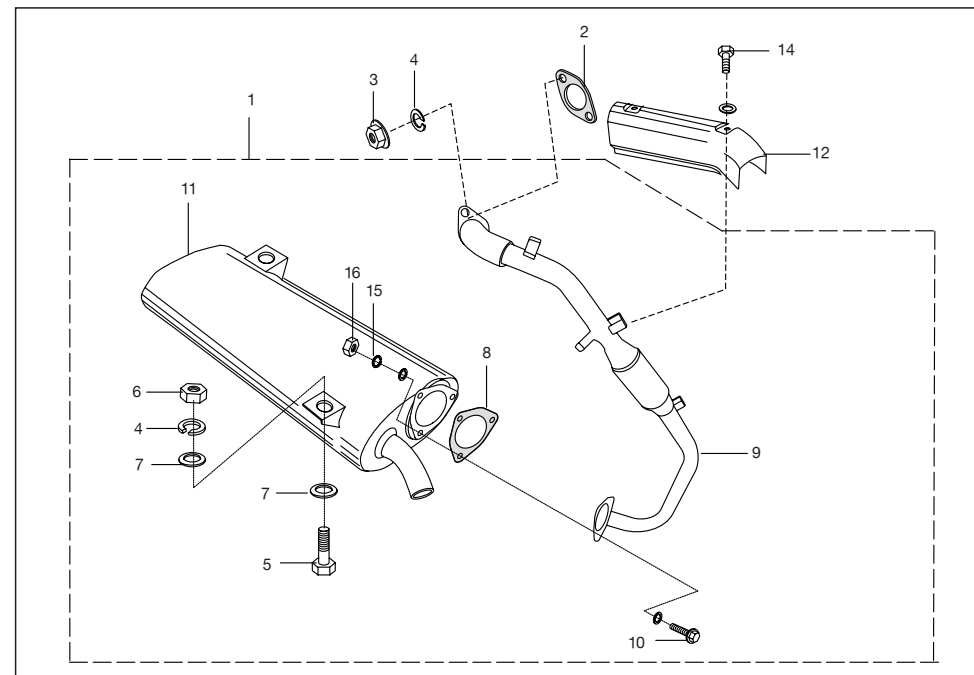
No.	Part No.	Description	QTY/VEH-205			QTY/VEH-205 D			Remarks
			PET	CNG	LPG	PET	CNG	LPG	
1	AA 1016 48	Differential cover	1	1	1	1	1	1	Fr:06.08.2012
2	30 1510 39	Bearing ball	1	1	1	1	1	1	
3	39 1435 20	Needle roller bearing	1	1	1	1	1	1	
4	24 1301 05	Ball bearing	1	1	1	1	1	1	
5	BF 5516 13	Oil seal	1	1	1	1	1	1	
6	39 1869 19	Oil seal	1	1	1	1	1	1	
7	05 1010 51	Breather assly	1	1	1	1	1	1	
8	05 1510 12	Adjuster with nut	1	1	1	1	1	1	
9	LA D000 35	Bolt flanged	7	7	7	7	7	7	
10	LA J000 01	Bolt flanged	1	1	1	1	1	1	
11	39 1000 06	Hollow dowel pin	2	2	2	2	2	2	
12	AA 1310 49	Gasket - Differential cover	1	1	1	1	1	1	
13	AA 1310 17	Dipstick - Differential	1	1	1	1	1	1	
14	39 1537 21	'O' ring	1	1	1	1	1	1	
15	DU 1012 23	Plug drain (magnetic)	1	1	1	1	1	1	
16	31 1011 06	Gasket	1	1	1	1	1	1	



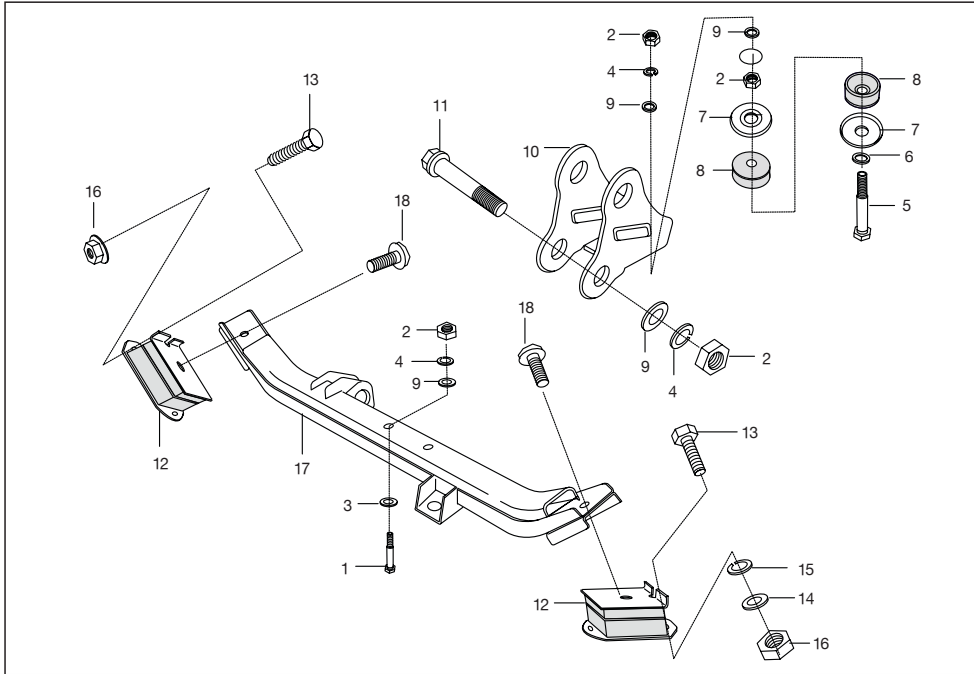
No.	Part No.	Description	QTY/VEH-205			QTY/VEH-205 D			Remarks
			PET	CNG	LPG	PET	CNG	LPG	
1	39 0426 06	Spring type straight pin	1	1	1	1	1	1	Fr:15.04.2012
2	AN 1310 39	Seal rubber	1	1	1	1	1	1	
3	AN 1310 33	Tension spring	1	1	1	1	1	1	
4	AA 1310 63	Sect. Comp. Rev. Control	1	1	1	1	1	1	
5	AA 1012 12	Pin for tension spring	1	1	1	1	1	1	
6	AA 1015 70	Bush sintered	1	1	1	1	1	1	
7	Aa 1310 74	Assembly Bracket Rev. & Oil Pipe	1	1	1	1	1	1	



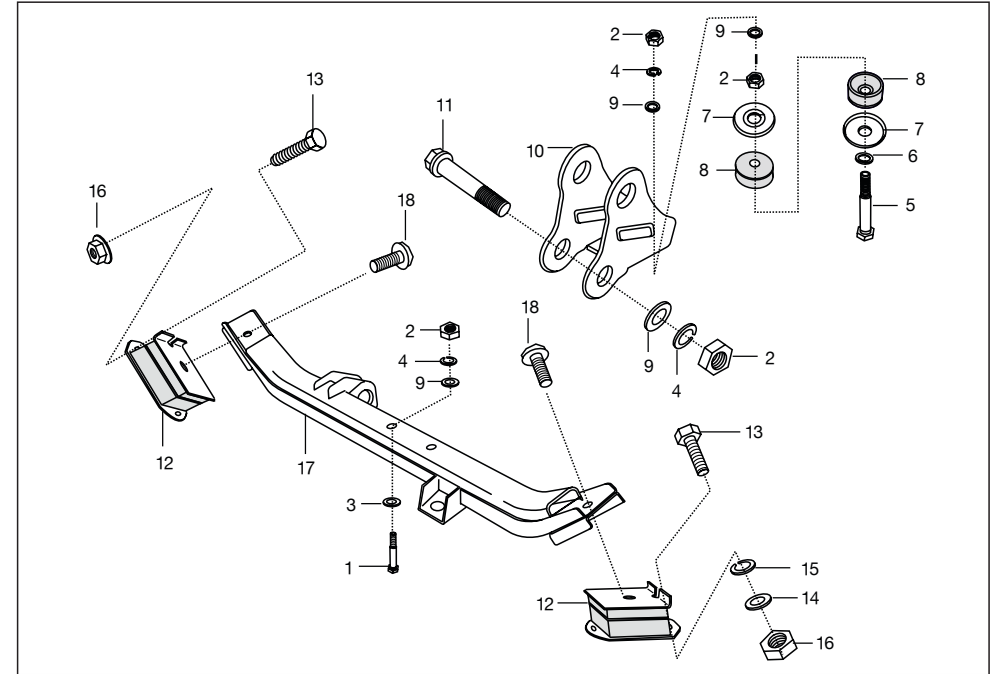
No.	Part No.	Description	QTY/VEH-205			QTY/VEH-205 D			Remarks
			PET	CNG	LPG	PET	CNG	LPG	
1	AA 1016 86	Cowling clutch side	1	1	1	1	1	1	fr:01.04.2011
2	39 0834 15	Hex. nut	2	2	2	2	2	2	
3	39 0219 11	Plain washer	2	2	2	2	2	2	NS
4	39 1826 12	Spring washer	2	2	2	2	2	2	NS
5	AA 1016 68	Fan cover complete	1	1	1	1	1	1	
6	AF 1010 18	Central cover	--	1	--	--	1	--	NS
6a	AM 1010 11	Central cover	1	--	1	1	--	1	NS
7	39 0747 01	Bolt	7	7	7	7	7	7	
8	24 1214 16	Elbow for fan cover	--	1	--	--	1	--	
8	AU 1720 04	Outlet elbow-mfv	--	--	1	--	--	1	
9	AA 1015 12	Internal cowling comp.	1	1	1	1	1	1	



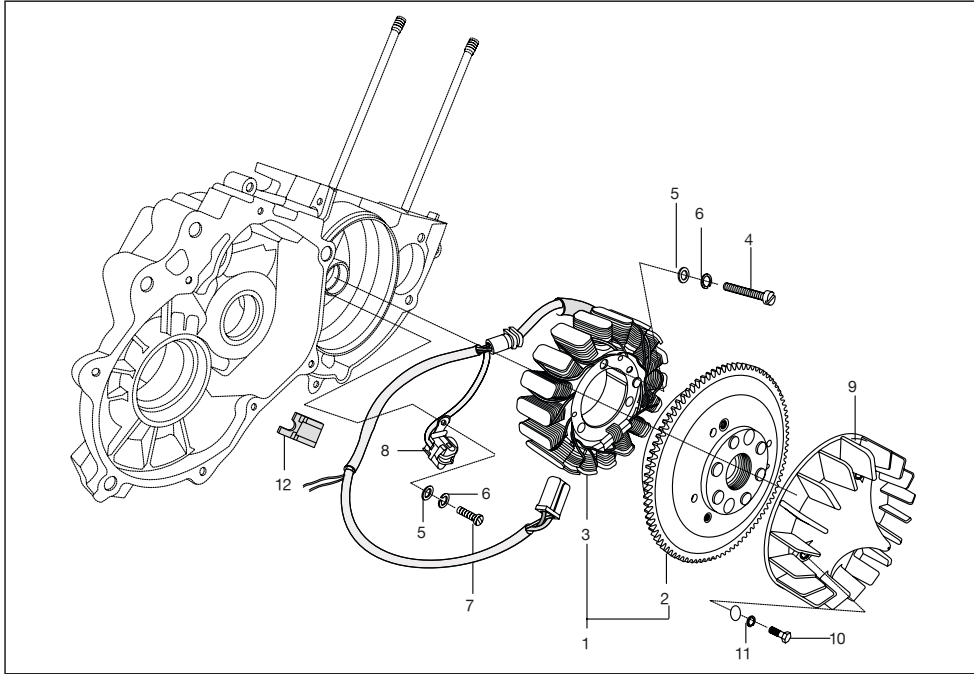
No.	Part No.	Description	QTY/VEH-205			QTY/VEH-205 D			Remarks
			PET	CNG	LPG	PET	CNG	LPG	
1	AA 1015 78	Silencer assly. comp	1	1	1	1	1	1	
2	13 1011 65	Gasket	1	1	1	1	1	1	
3	39 0798 15	Nut flanged	2	2	2	2	2	2	
4	39 1829 12	Spring washer	2	2	2	2	2	2	
5	39 0080 04	Hexagon head bolt	1	1	1	1	1	1	
6	39 0312 15	Hex. nut	2	2	2	2	2	2	
7	39 0201 11	Plain washer	4	4	4	4	4	4	
8	AA 1012 83	Gasket	2	2	2	2	2	2	
9	AA 1015 79	Exhaust tube assly.	1	1	1	1	1	1	
10	39 2707 04	Flanged bolt	3	3	3	3	3	3	
11	AA 1016 05	Muffler assly.comp.	1	1	1	1	1	1	
12	AA 1015 85	Silencer shield comp.	1	1	1	1	1	1	
14	39 2476 04	Bolt	2	2	2	2	2	2	
15	39 1826 12	Spring washer	3	3	3	3	3	3	NS
16	39 0834 15	Hex.nut	3	3	3	3	3	3	



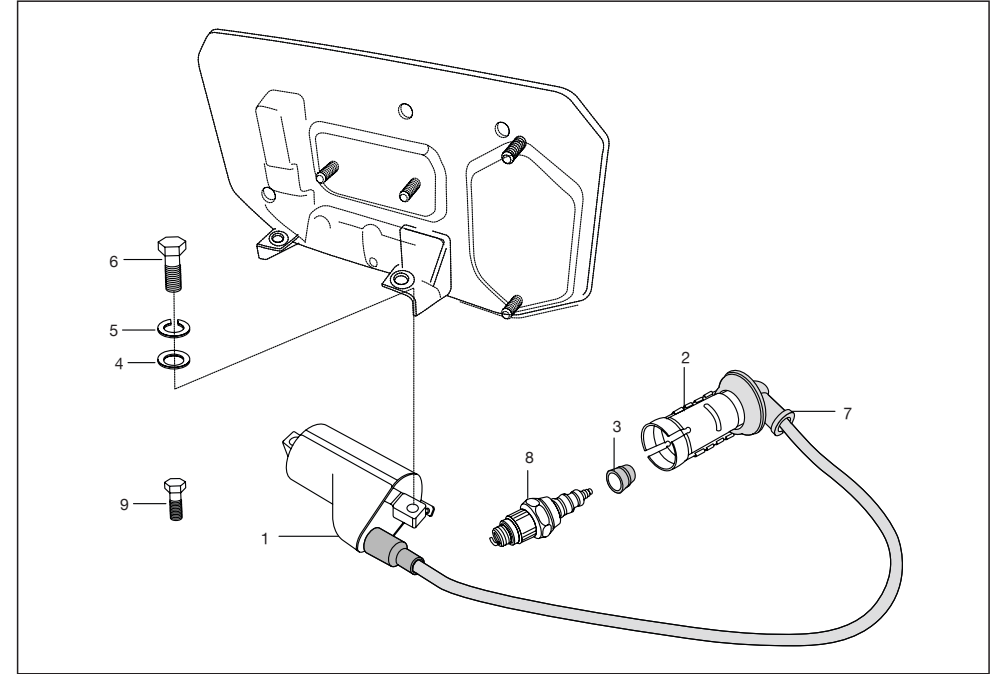
No.	Part No.	Description	QTY/VEH-205			QTY/VEH-205 D			Remarks
			PET	CNG	LPG	PET	CNG	LPG	
1	39 2393 04	Hexagon bolt	2	2	2	2	2	2	
2	39 0296 15	Hex nut	6	6	6	6	6	6	
3	39 0201 11	Plain wahser	2	2	2	2	2	2	
4	39 1829 12	Spring washer	2	2	2	2	2	2	
5	24 1610 03	Hex bolt	1	1	1	1	1	1	
6	39 0251 11	Plain washer	1	1	1	1	1	1	
7	21 1604 17	Reinforcement plate	2	2	2	2	2	2	
8	24 1609 24	Rubber plug	2	2	2	2	2	2	
9	39 0248 11	Plain washer	6	6	6	6	6	6	
10	AA 1011 94	Bracket front mounting	1	1	1	1	1	1	
11	39 1377 04	Bolt	2	2	2	2	2	2	
12	BA 1021 60	Rubber isolator (GB)	2	2	2	2	2	2	
13	39 1079 01	Hex screw	4	4	4	4	4	4	
14	39 0198 11	Plain washer	4	4	4	4	4	4	
15	39 0263 12	Spring washer	4	4	4	4	4	4	



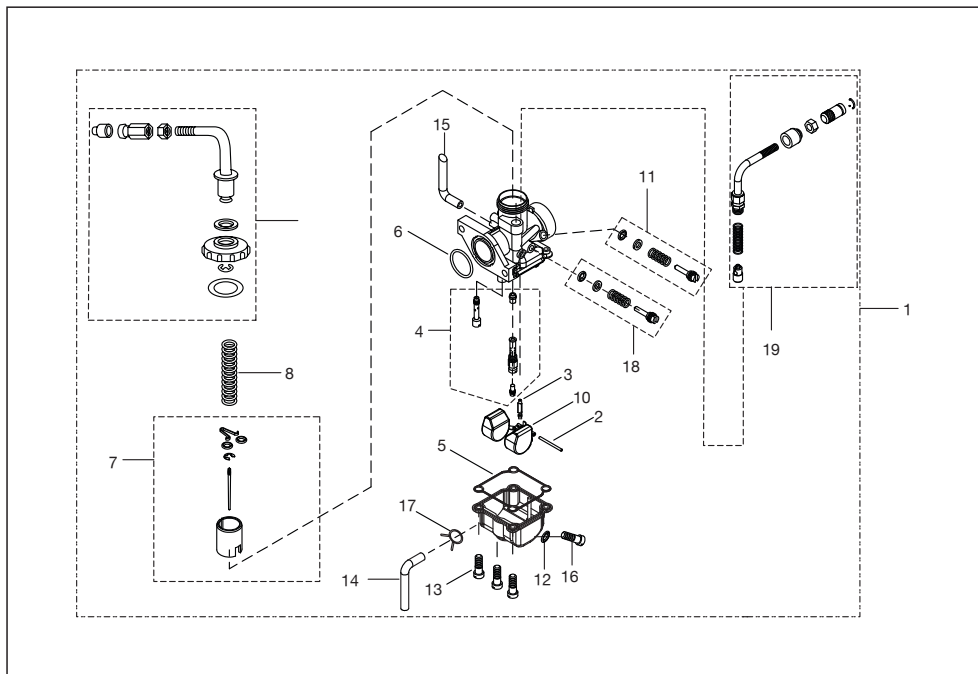
No.	Part No.	Description	QTY/VEH-205			QTY/VEH-205 D			Remarks
			PET	CNG	LPG	PET	CNG	LPG	
16	39 0834 15	Flange nut	4	4	4	4	4	4	
17	AA 1610 73	Engine mounting member rear	1	1	1	1	1	1	
18	39 1558 04	Flange Bolt	2	2	2	2	2	2	



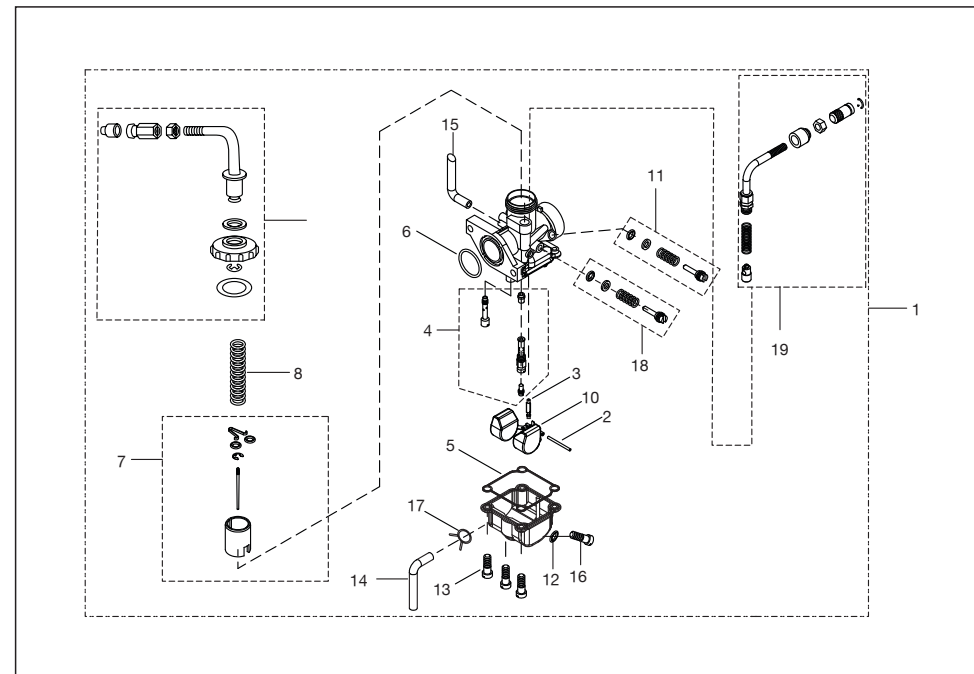
No.	Part No.	Description	QTY/VEH-205			QTY/VEH-205 D			Remarks
			PET	CNG	LPG	PET	CNG	LPG	
1	AZ 3510 00	Magneto assly	1	1	1	1	1	1	Stator Mounting
2	AZ 3510 01	Rotor assly	1	1	1	1	1	1	
3	AZ 3510 02	Stator assly	1	1	1	1	1	1	
4	AP 1012 10	Screw	3	3	3	3	3	3	
5	39 0197 11	Plain wahser	5	5	5	5	5	5	
6	39 0262 12	Spring washer	5	5	5	5	5	5	
7	39 1981 04	Screw pan cross	2	2	2	2	2	2	
8	AA 1110 52	Pulser coil assly.	1	1	1	1	1	1	
9	AA 1013 84	Fan	1	1	1	1	1	1	
10	39 1075 04	Bolt flange small	3	3	3	3	3	3	
11	39 1826 12	Spring washer	3	3	3	3	3	3	
12	AA 1012 20	Grommet for pickup	1	1	1	1	1	1	



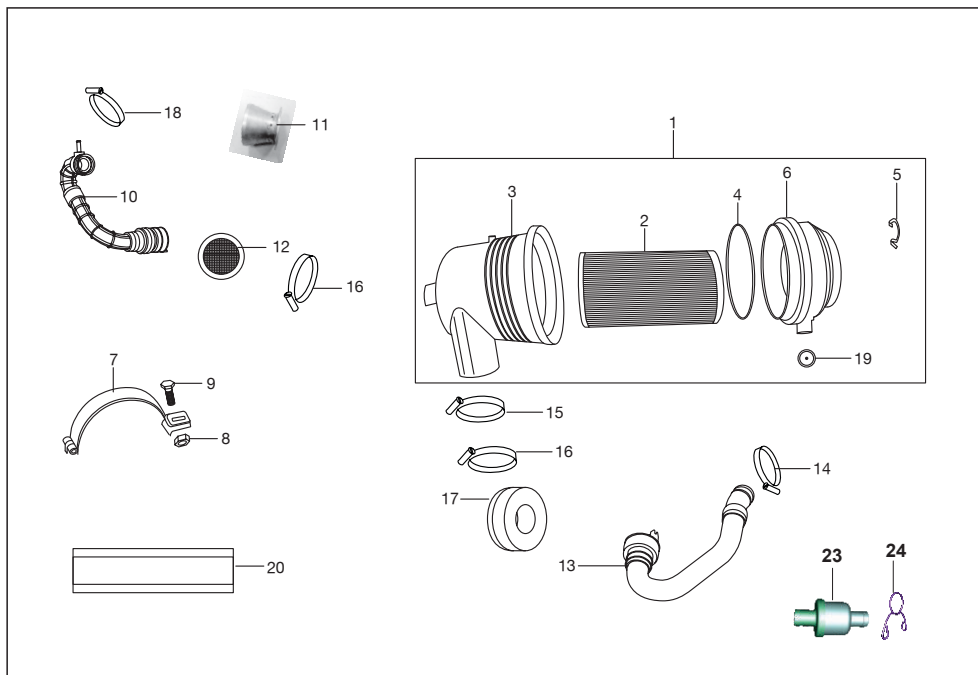
No.	Part No.	Description	QTY/VEH-205			QTY/VEH-205 D			Remarks
			PET	CNG	LPG	PET	CNG	LPG	
1	AA 1110 75	H. T. Coil assly	1	-	-	1	-	-	with 1k resistive
1	AF 1110 10	Coil - h. T. With sealed coupler	1	-	-	1	-	-	
1a	AF 1110 12	H. T. Coil assly C-Core	--	1	1	--	1	1	
2	AA 1110 74	Spark plug cap	1	1	1	1	1	1	
3	AA 1110 76	Grommet spark plug cap	1	1	1	1	1	1	
4	39 0197 11	Plain washer	2	2	2	2	2	2	
5	39 1830 12	Spring washer	2	2	2	2	2	2	
6	01 1605 09	Bolt	2	2	2	2	2	2	
7	AA 1110 77	Cap (H.T.Cable)	1	1	1	1	1	1	
8	AA 1110 58	Spark plug	1	1	1	1	1	1	
9	39 0897 04	Bolt hex head	1	1	1	1	1	1	



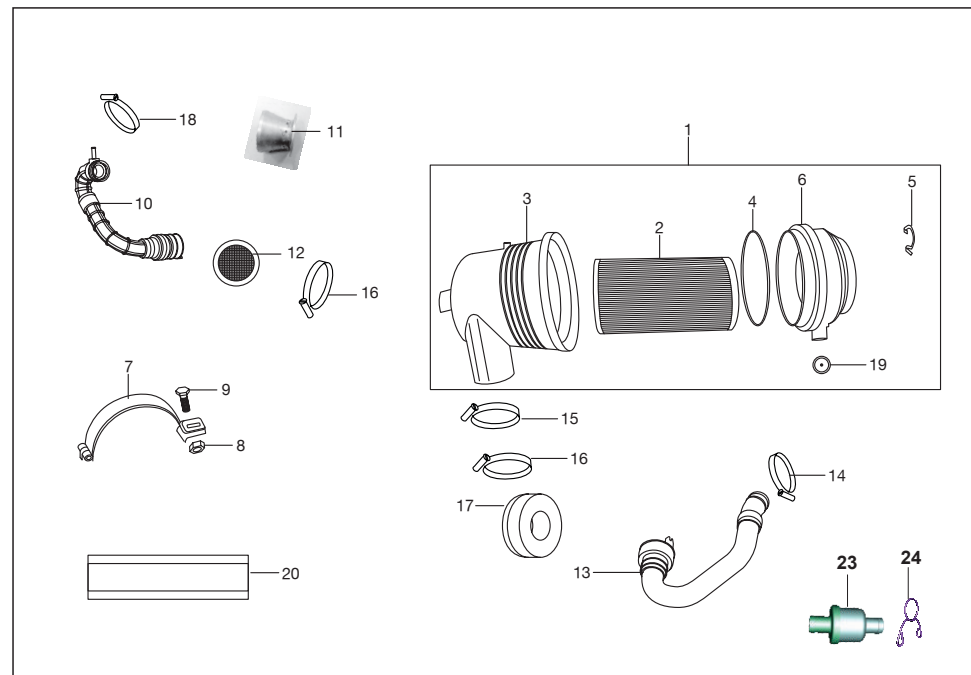
No.	Part No.	Description	QTY/VEH-205			QTY/VEH-205 D			Remarks
			PET	CNG	LPG	PET	CNG	LPG	
1	AA 1211 42	Carburetor comp.	1	--	--	1	--	--	Flange type
1a	AF 1214 77	Carburetor comp.	--	1	--	--	1	--	Flange type
1b	AM 1211 11	Carburetor comp.	--	--	1	--	--	1	Flange type
2	24 1210 69	Pin float	1	1	1	1	1	1	
3	JA 5812 21	Needle valve assly.	1	1	1	1	1	1	
4	36 AA40 13	Jet kit	1	--	--	1	--	--	
4a	36 AF00 16	Jet kit	--	1	--	--	1	--	
4b	36 AF00 10	Jet kit	--	--	1	--	--	1	
5	24 1213 61	Seal	1	1	1	1	1	1	
6	LJ A000 03	'O' ring	1	1	1	1	1	1	
7	36 AA40 12	Piston valve assly. kit	1	--	--	1	--	--	
7a	36 AF00 17	Piston valve assly. kit	--	1	--	--	1	--	
7b	36 AF00 12	Piston valve assly. kit	--	--	1	--	--	1	
8	AF 1214 49	Spring throttle valve	1	1	1	1	1	1	
9	JA 5812 36	Air Screw	1	--	1	1	--	1	
9a	24 1210 64	Spring	1	--	1	1	--	1	
10	24 1213 65	Float assly	1	--	1	1	--	1	
10	AF 1214 45	Float assly	1	--	1	1	--	1	



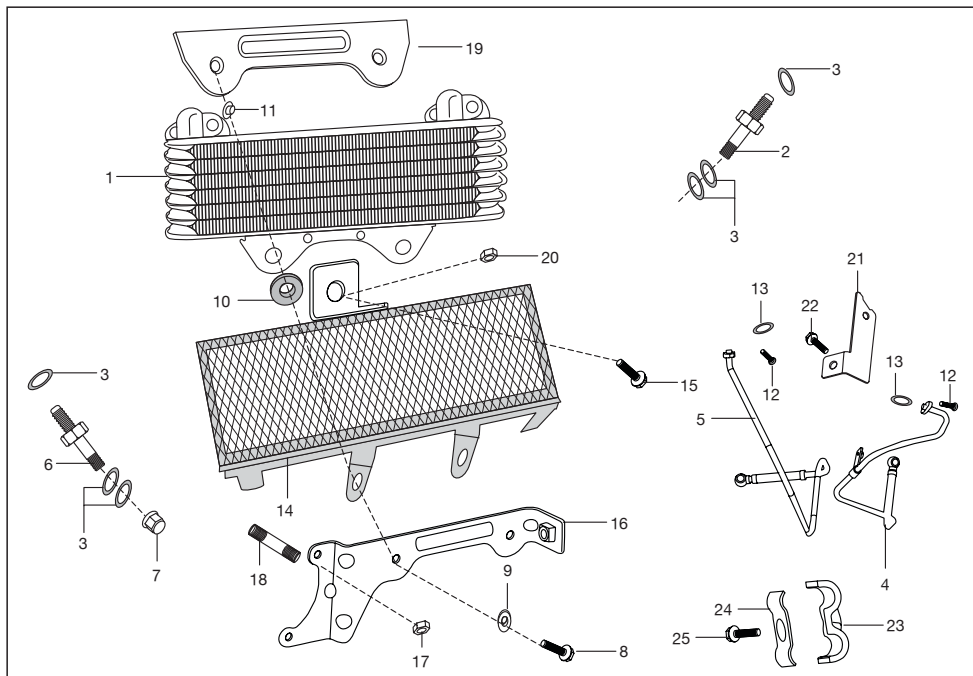
No.	Part No.	Description	QTY/VEH-205			QTY/VEH-205 D			Remarks
			PET	CNG	LPG	PET	CNG	LPG	
11	36 AF00 08	Idling adjuster kit	1	1	1	1	1	1	
12	DH 1211 18	'O' ring	1	1	1	1	1	1	
13	CB 1210 46	Screw	3	3	3	3	3	3	
14	DZ 1210 48	Hose Drain	1	1	1	1	1	1	
15	AA 1211 37	Vent Hose	1	1	1	1	1	1	
16	JA 5813 14	Drain Screw	1	1	1	1	1	1	
17	AA 1410 46	Clip hose	1	1	1	1	1	1	
18	36 AF00 09	Air screw kit	1	1	1	1	1	1	
19	36 AF00 13	Plunger assly kit	1	1	1	1	1	1	
20	36 AF00 15	Float body	1	1	1	1	1	1	NI
21	36 AF00 11	Top Cap assly. Kit	1	1	1	1	1	1	NI
22	36 AF00 14	O- ring Kit	1	1	1	1	1	1	NI
23	24 1213 65	Float Assembly	1	1	1	1	1	1	



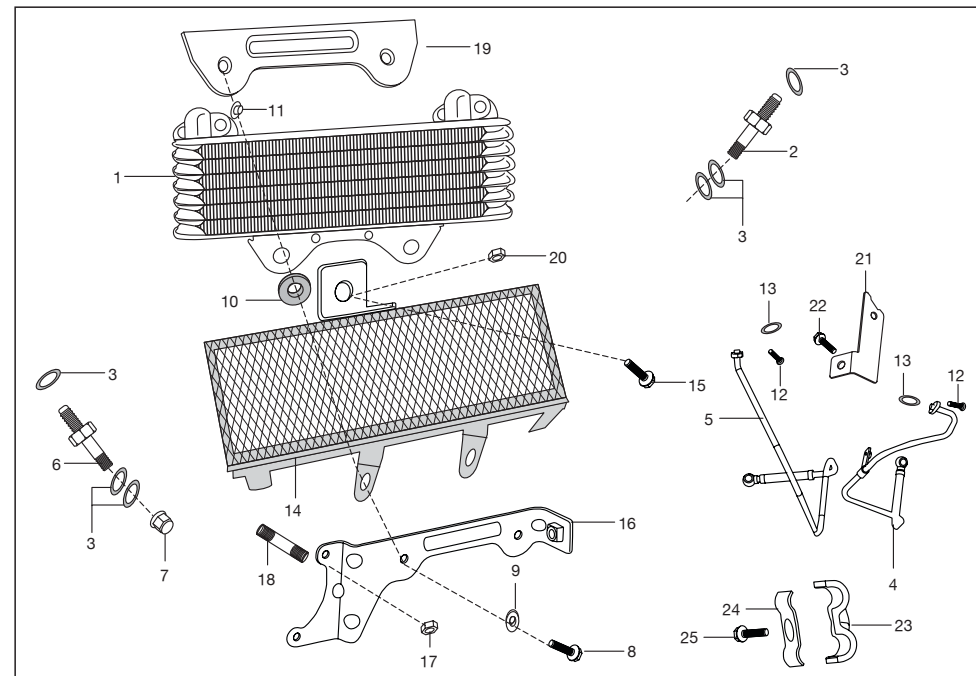
No.	Part No.	Description	QTY/VEH-205			QTY/VEH-205 D			Remarks
			PET	CNG	LPG	PET	CNG	LPG	
1	AA 1211 26	Air filter assly	1	1	1	1	1	1	NS
1	AA 1211 51	assembly air filter	1	--	--	1	--	--	
2	AL 1210 62	Element air filter	1	1	1	1	1	1	
3	AL 1210 71	Housing air filter	1	1	1	1	1	1	
4	AL 1210 68	Seal ring flat	1	1	1	1	1	1	
4	AA 1211 48	Gasket sealing	1	--	--	1	--	--	
5	AL 1210 69	Clamp flat	1	1	1	1	1	1	
6	AL 1210 70	Cover air filter	1	1	1	1	1	1	
6	AA 1211 46	Cover air filter assy	1	--	--	1	--	--	
7	AA 2311 42	Clamp air filter	1	1	1	1	1	1	
8	39 2295 15	Nut flanged	1	1	1	1	1	1	
9	39 0062 04	Screw M6	1	1	1	1	1	1	
10	AA 1211 28	Assly. integral duct comp.	1	--	--	1	--	--	
10a	AF 1214 18	Assly. integral duct comp.	--	1	--	--	1	--	
10b	AM 1211 14	Assly. integral duct comp.	--	--	1	--	--	1	
11	AN 1210 56	Mixture tube	--	1	--	--	1	--	
11a	AM 1210 77	Mixture tube	--	--	1	--	--	1	
12	AZ 5810 09	Arrester back fire	1	1	1	1	1	1	



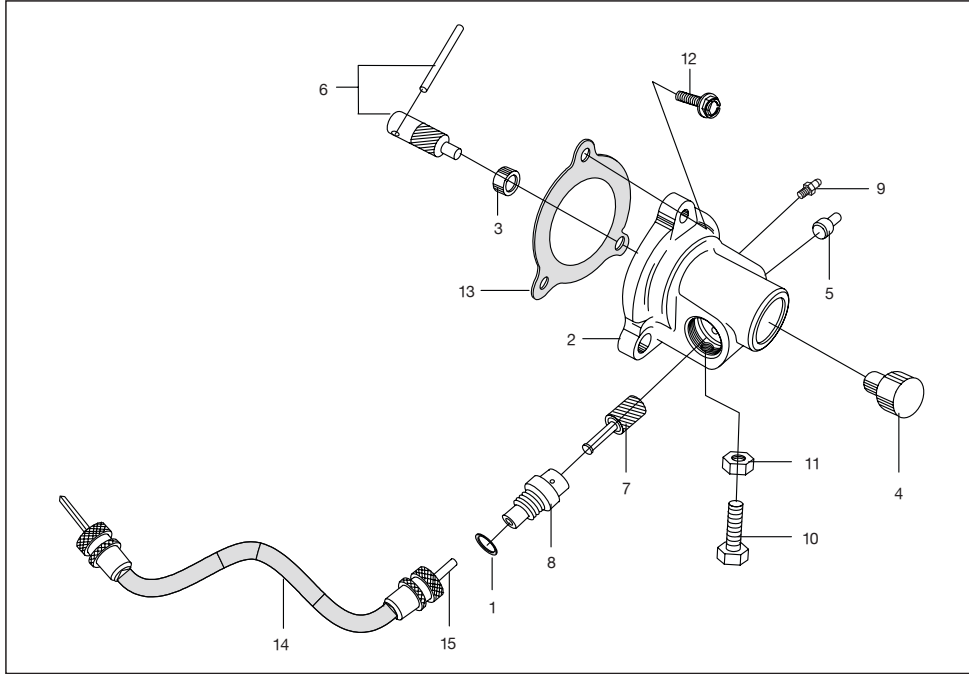
No.	Part No.	Description	QTY/VEH-205			QTY/VEH-205 D			Remarks
			PET	CNG	LPG	PET	CNG	LPG	
13	AA 1211 27	Assly. comp. hose intake	1	--	--	1	--	--	NI
13a	AF 1214 79	Assly. comp. hose intake	--	1	--	--	1	--	
13b	AM 1211 15	Assly. comp. hose intake	--	--	1	--	--	1	
14	JA 5814 07	Clamp	1	1	1	1	1	1	
15	31 1210 41	Clamp	1	1	1	1	1	1	
16	AA 1210 71	Clamp	1	1	1	1	1	1	
16	Az 5810 26	Clamp -mixer body	1	1	1	1	1	1	
17	AF 1214 80	Controller	--	1	--	--	1	--	
17a	AM 1211 23	Controller	--	--	1	--	--	1	
18	BA 1220 62	Clamp	1	1	1	1	1	1	
19	AA 1211 47	Valve dust ejector	1	1	1	1	1	1	
20	AA 2311 54	Cushion for A/F Mounting	1	1	1	1	1	1	
21	Bb 1210 29	Flap air intake	1	1	1	1	1	1	
22	24 1214 60	Tube s.a.i. Inlet	1	1	1	--	1	1	
23	24 1214 62	Silencer for SAI	1	1	1	--	1	1	
24	24 1214 77	Clamp hose	1	1	1	--	1	1	
25	24 1214 76	Spring clamp dia. 16.8 X W12	1	1	1	--	1	1	



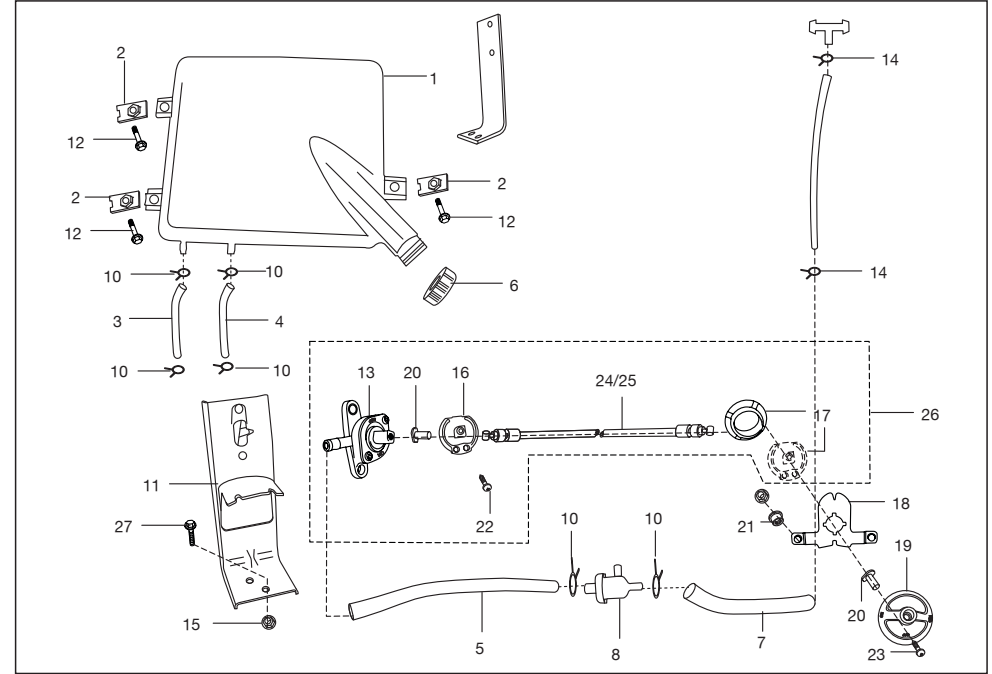
No.	Part No.	Description	QTY/VEH-205			QTY/VEH-205 D			Remarks
			PET	CNG	LPG	PET	CNG	LPG	
1	AA 1211 35	Oil cooler	1	1	1	1	1	1	fr. 1.11.2010
2	AN 1211 12	Connector oil filter cover	1	1	1	1	1	1	
2	AT 6012 03	Connector filter cover	1	1	1	1	1	1	
3	DK 1012 37	Washer copper	6	6	6	6	6	6	
4	AA 1016 43	Tube assly oil cooler inlet(big)	1	1	1	1	1	1	
5	AA 1016 24	Tube assly oil cooler outlet(small)	1	1	1	1	1	1	
6	AN 1211 11	Connector clutch cover	1	1	1	1	1	1	
7	39 2484 15	Falnge nut	2	2	2	2	2	2	
8	39 1553 04	Flange bolt	2	2	2	2	2	2	
9	31 1210 06	Plain washer	2	2	2	2	2	2	
10	DG 1410 19	Damper	2	2	2	2	2	2	
11	30 2110 05	Coller	2	2	2	2	2	2	
12	39 1672 04	Screw	4	4	4	4	4	4	
13	DK 1013 40	'O' ring	2	2	2	2	2	2	
14	AA 1211 36	Guard oil cooler	1	1	1	1	1	1	
15	39 1672 04	Flange bolt	2	2	2	2	2	2	



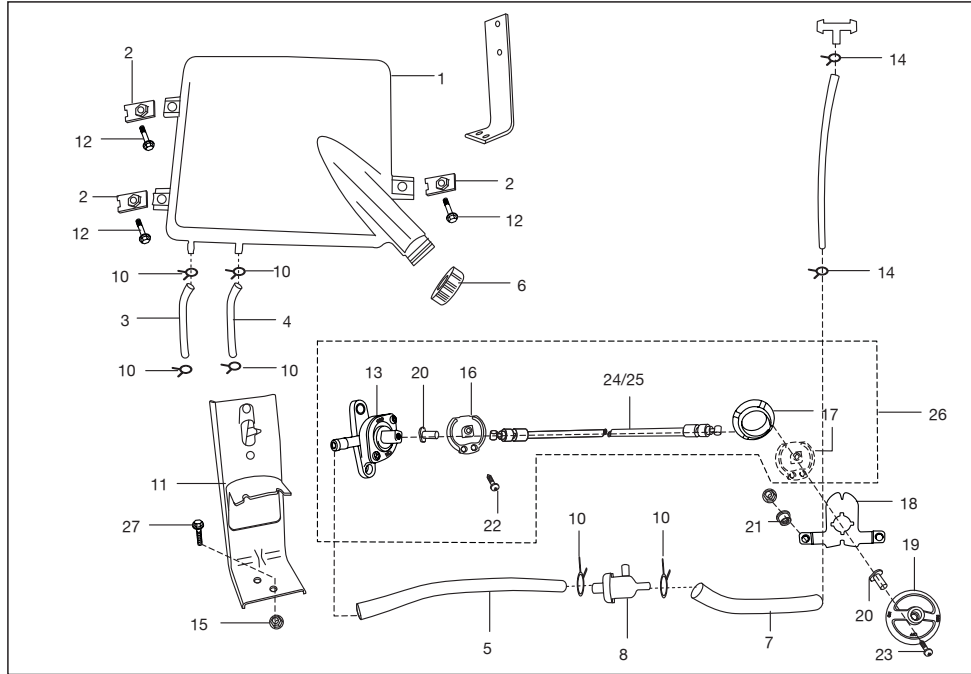
No.	Part No.	Description	QTY/VEH-205			QTY/VEH-205 D			Remarks
			PET	CNG	LPG	PET	CNG	LPG	
16	AA 1015 95	Oil cooler mtg. bracket	1	1	1	1	1	1	NI
17	39 1972 15	Nut flanged M5X0.8	2	2	2	2	2	2	
18	39 0697 05	Stud M5X0.8	2	2	2	2	2	2	
19	AA 1015 97	Oil cooler bracket	1	1	1	1	1	1	
20	39 0291 15	Hex nut	2	2	2	2	2	2	
21	AA 1017 14	Bracket for oil cool pipe mtg.	1	1	1	1	1	1	
22	39 1672 04	Bolt flange	1	1	1	1	1	1	
23	DK 1012 77	Bracket upper (oil cooler pipe)	1	1	1	1	1	1	
24	DK 1012 78	Bracket lower (oil cooler pipe)	1	1	1	1	1	1	
25	39 2345 01	Bolt flanged	1	1	1	1	1	1	
25	LA E000 19	Bolt flange	2	2	2	2	2	2	
26	An 1011 13	Nut -domed cap	1	1	1	1	1	1	



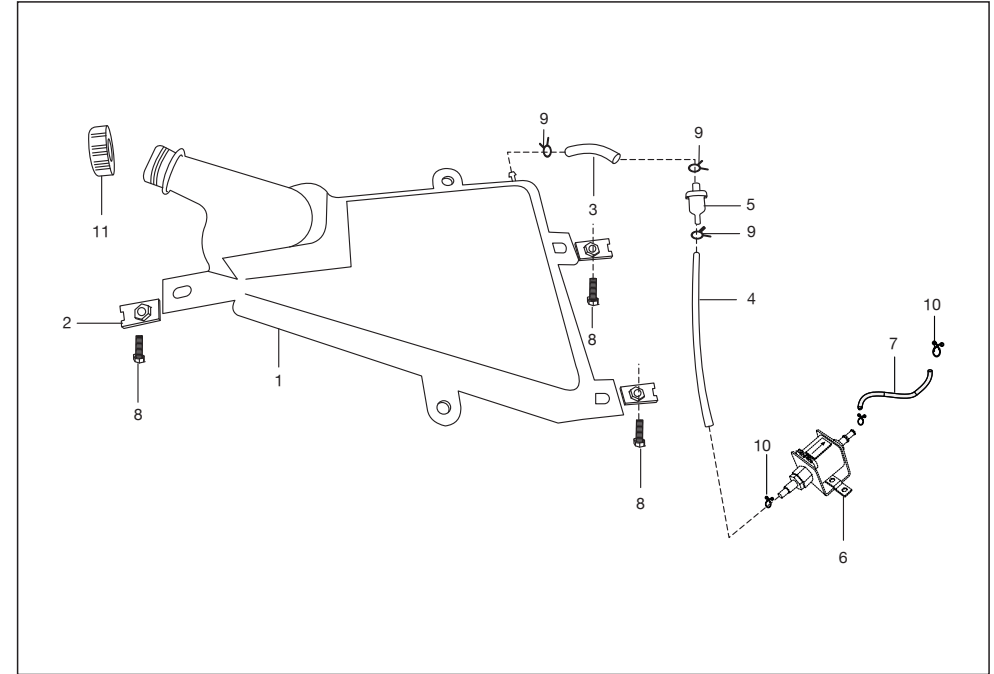
No.	Part No.	Description	QTY/VEH-205			QTY/VEH-205 D			Remarks
			PET	CNG	LPG	PET	CNG	LPG	
0	AA 1017 43	Assembly fare meter complete	1	1	1	1	1	1	
1	39 1587 21	'O' ring	1	1	1	1	1	1	
2	AA 1017 45	Housing fare meter	1	1	1	1	1	1	
3	24 1310 07	Plastic bush	1	1	1	1	1	1	
4	24 1310 08	Plug	1	1	1	1	1	1	
5	03 1701 09	Pin	1	1	1	1	1	1	
6	AA 1017 50	Fare meter pinion assly	1	1	1	1	1	1	
7	24 1302 09	Fare meter gear	1	1	1	1	1	1	
8	Aa 1017 42	Bush	1	1	1	1	1	1	
9	23 1613 05	Grease nipple	1	1	1	1	1	1	
10	39 0897 04	Hex bolt	1	1	1	1	1	1	
11	39 0292 15	Hex nut	1	1	1	1	1	1	
12	KA DA05 12	Hex bolt flange type	3	3	3	3	3	3	
13	AA 1310 04	Gasket	1	1	1	1	1	1	
14	AA 2510 01	Faremeter cable comp.	1	1	1	1	1	1	
15	AA 2510 03	Inner cable (Faremeter)	1	1	1	1	1	1	
17	AA 1610 89	Bracket faremeter- coupler	1	1	1	1	1	1	NI
18	24 1310 03	wire	1	1	1	1	1	1	NI



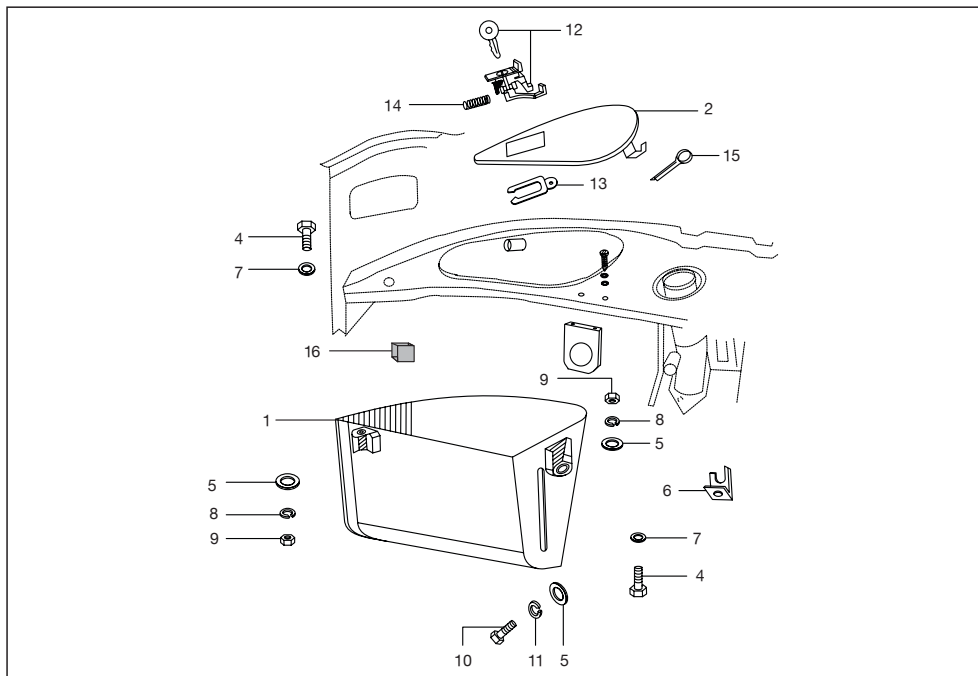
No.	Part No.	Description	QTY/VEH-205			QTY/VEH-205 D			Remarks
			PET	CNG	LPG	PET	CNG	LPG	
1	24 1411 49	Tank assly complete	1	--	--	1	--	--	
2	24 1612 97	Clip nut	3	--	--	3	--	--	
3	24 1411 38	Fuel pipe tank to cock (blue)	1	--	--	1	--	--	
4	24 1411 39	Fuel pipe tank to cock (gray)	1	--	--	1	--	--	
5	24 1411 40	Fuel tube cock to filter	1	--	--	1	--	--	
6	24 1411 50	Cap fuel tank	1	--	--	1	--	--	
7	AA 1410 59	Fuel tube filter to carbu.	1	--	--	1	--	--	
8	24 1216 52	Fuel filter	1	--	--	1	--	--	
8a	24 1411 09	Fuel filter	1	--	--	1	--	--	
9	33 1410 07	Clamp	3	--	--	3	--	--	
10	33 1410 08	Clamp	3	--	--	3	--	--	
11	24 1613 24	Bracket fuel cock mounting	1	--	--	1	--	--	
12	39 1556 04	Bolts for fuel tank mtg.	3	--	--	3	--	--	
13	24 1411 30	Fuel cock assly.	1	--	--	1	--	--	
14	BA 1220 03	Fuel pipe clip	4	--	--	4	--	--	
15	39 0798 15	Flange nut	2	--	--	2	--	--	



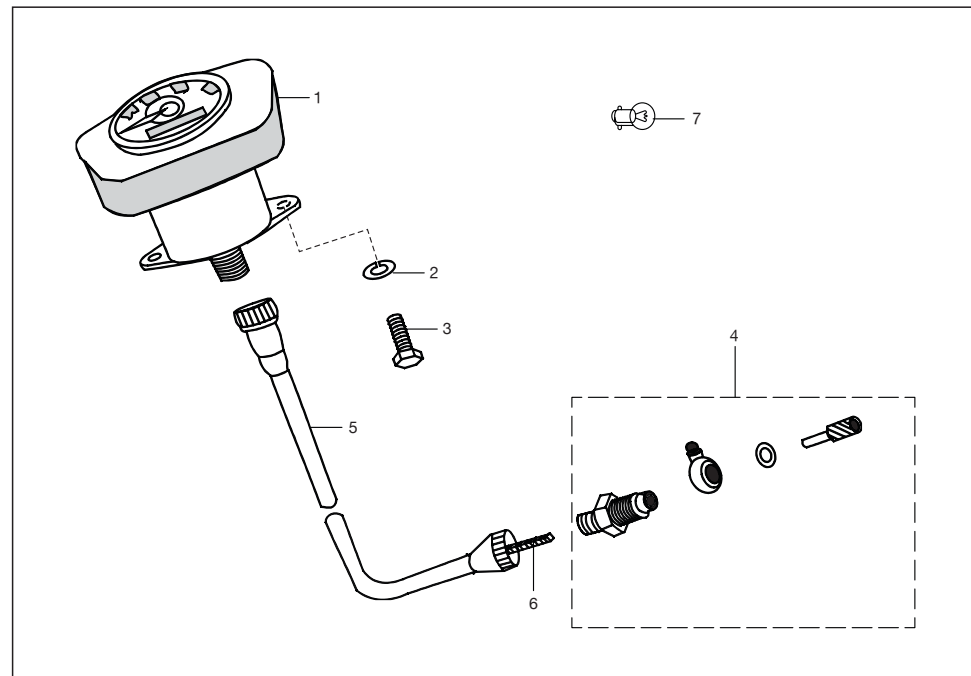
No.	Part No.	Description	QTY/VEH-205			QTY/VEH-205 D			Remarks
			PET	CNG	LPG	PET	CNG	LPG	
16	24 1411 32	Pulley tap side	1	--	--	1	--	--	
17	24 1411 33	Pulley Knob side	1	--	--	1	--	--	
18	24 1411 36	Bracket fuel knob mounting	1	--	--	1	--	--	
19	24 1411 37	Knob fuel tap operation	1	--	--	1	--	--	
20	24 1411 34	Insert for knob mounting	2	--	--	2	--	--	
21	24 1411 35	Spacer for knob mounting	2	--	--	2	--	--	
22	39 1907 01	Screw pan cross	1	--	--	1	--	--	
23	39 0921 01	Screw pan cross M4	1	--	--	1	--	--	
24	24 1911 36	Cable fuel cock operating - Greay	1	--	--	1	--	--	
25	24 1911 37	Cable fuel cock operating - Black	1	--	--	1	--	--	
26	24 1411 48	Fuel cock with caldes	1	--	--	1	--	--	
27	39 1673 04	Flange bolt	2	--	--	2	--	--	



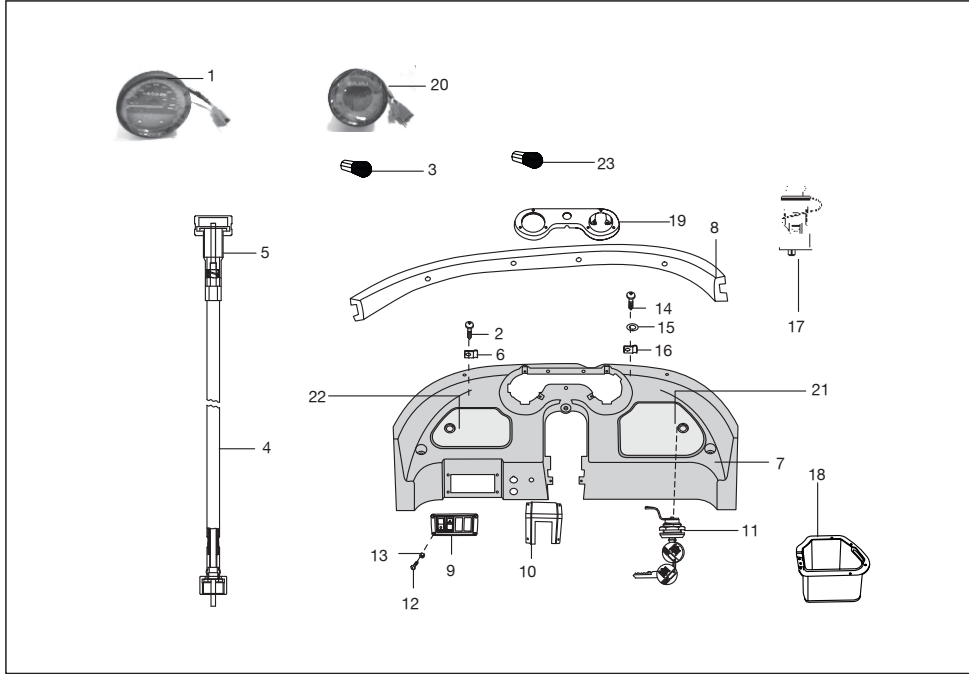
No.	Part No.	Description	QTY/VEH-205			QTY/VEH-205 D			Remarks
			PET	CNG	LPG	PET	CNG	LPG	
1	AF 1410 75	Tank fuel 3 lit	--	1	1	--	1	1	
2	24 1612 97	Clip nut	--	3	3	--	3	3	
3	AM 1410 04	Fuel tube tank to filter	--	1	1	--	1	1	
4	24 1411 25	Fuel tube filter to solenoid	--	1	1	--	1	1	
5	24 1216 52	Fuel filter	--	1	1	--	1	1	
6	RA 4026 01	Petrol solenoid	--	1	--	--	1	--	
6a	24 1216 56	Petrol solenoid	--	--	1	--	--	1	
7	AA 1410 57	Fuel pipe solenoid to carb.	--	1	1	--	1	1	
8	39 1556 04	Bolt hex head flanged	--	3	3	--	3	3	
9	33 1410 07	Clamp	--	3	3	--	3	3	
10	33 1410 08	Clamp	--	3	3	--	3	3	
11	CS 1410 06	Cap fuel tank	--	1	1	--	1	1	
12	CS 1410 05	Washer cap fuel tank	--	1	1	--	1	1	N.I



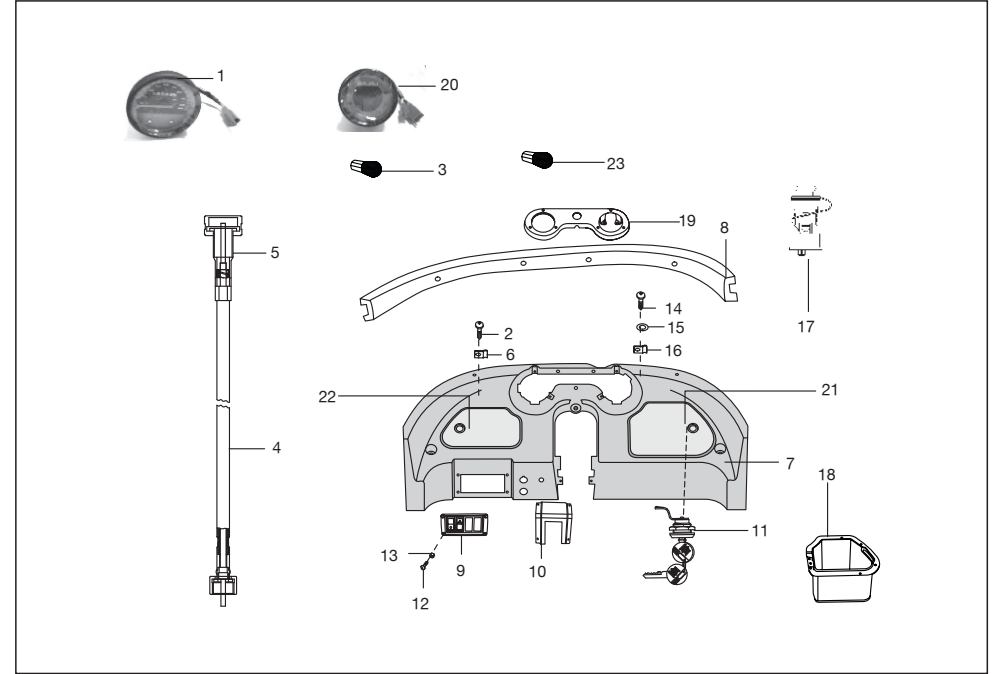
No.	Part No.	Description	QTY/VEH-205			QTY/VEH-205 D			Remarks
			PET	CNG	LPG	PET	CNG	LPG	
1	24 1615 05	toolbox with ign swt mtg provn	1	1	1	-	-	-	
2	22 1608 05	Tool box door assembly	1	1	1	-	-	-	
3	22 1611 93	Packing for tool box door	4	4	4	-	-	-	
4	01 1605 09	Hexagon bolt	2	2	2	-	-	-	
5	39 0211 11	Plain washer	3	3	3	-	-	-	
6	62 210 27	bracket relay/ flasher & fuse holder	1	1	1	-	-	-	
7	39 0197 11	Plain washer	2	2	2	-	-	-	
8	39 0262 12	Spring washer	2	2	2	-	-	-	
9	39 0291 15	Hexagon nut	2	2	2	-	-	-	
10	39 0062 04	Hexagon bolt	1	1	1	-	-	-	
11	39 0263 12	Spring washer	1	1	1	-	-	-	
12	22 1612 02	Tool box lock-plastic with key	1	1	1	-	-	-	
13	06 1607 12	Holding plate for lock	1	1	1	-	-	-	
14	06 1607 13	Spring for lock	1	1	1	-	-	-	
15	39 0156 08	Split pin	1	1	1	-	-	-	
16	24 2313 80	Foam strip	1	1	1	-	-	-	
17	Aa 2011 71	Assembly Light Indicator Lamp	1	1	1	-	-	-	



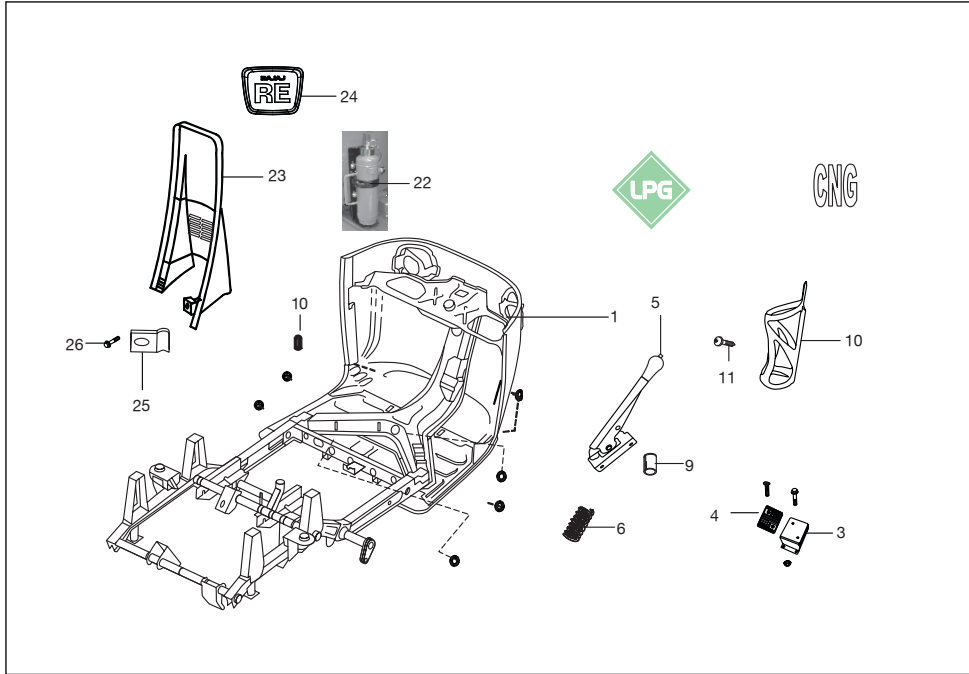
No.	Part No.	Description	QTY/VEH-205			QTY/VEH-205 D			Remarks
			PET	CNG	LPG	PET	CNG	LPG	
1	24 1911 08	Speedometer complete	1	1	1	--	--	--	
2	39 0262 12	Spring washer	2	2	2	--	--	--	
3	39 1350 01	Hexagon screw	2	2	2	--	--	--	
4	05 1903 01	Speedometer drive complete	1	1	1	--	--	--	
5	22 1910 96	Speedometer cable complete	1	1	1	--	--	--	
6	22 1910 97	Speedometer cable inner	1	1	1	--	--	--	
7	25 2010 09	Lamp 12V 2w	1	1	1	--	--	--	
8	05 1910 05	Support	1	1	1	-	-	-	NI
9	06 1910 61	lubricator assly	1	1	1	-	-	-	NI
10	05 1903 02	Gear assly nilon	1	1	1	-	-	-	NI



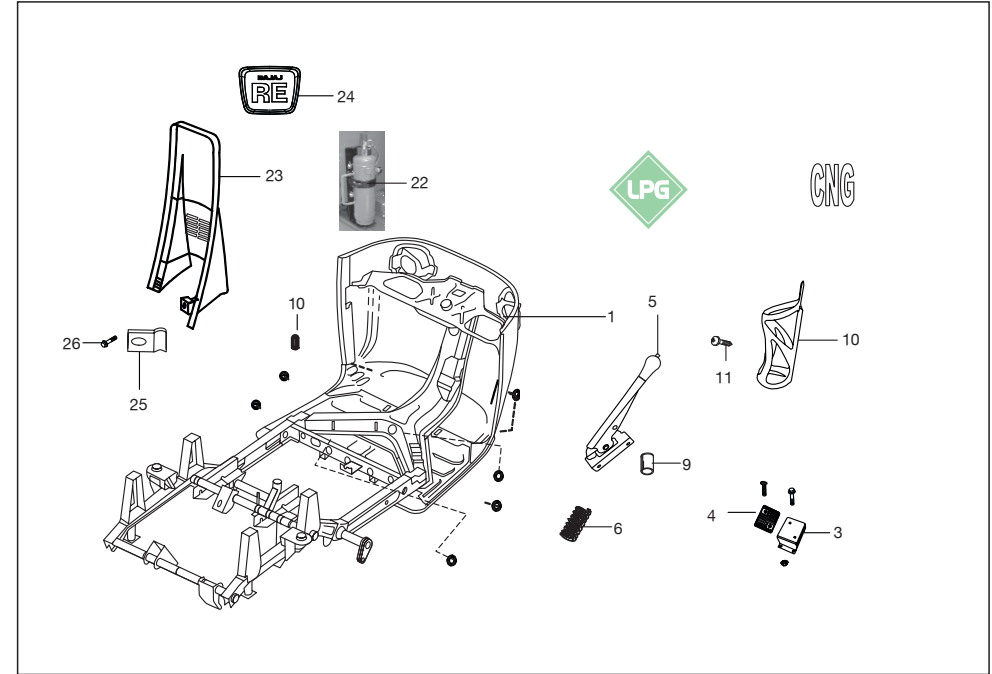
No.	Part No.	Description	QTY/VEH-205			QTY/VEH-205 D			Remarks
			PET	CNG	LPG	PET	CNG	LPG	
1	AL 1910 43	Speedometer complete	--	--	--	1	1	1	
2	59 0100 07	Screw	--	--	--	6	6	6	
3	CM 2010 54	Lamp 12V 3W	--	--	--	5	5	5	
4	AA 1910 71	Speedo cable	--	--	--	1	1	1	
5	AA 1910 80	Speedo cable inner	--	--	--	1	1	1	
6	CE 1810 15	Clip Nut	--	--	--	15	15	15	
7	24 1613 67	Dashboard assly plastic	--	--	--	1	1	1	
8	AL 1613 85	Upper trim	--	--	--	1	1	1	
9	24 1613 73	Cover for switch	--	--	--	1	1	1	1
10	24 1613 71	Cover middle portion	--	--	--	1	1	1	
11	AL 1611 72	Lock Stereo lid	--	--	--	2	2	2	NS
12	39 0663 01	Sloted ch head screw	--	--	--	4	4	4	
13	39 0291 15	Hexagon nut	--	--	--	4	4	4	
14	39 0012 01	Cheese head screw	--	--	--	16	16	16	
15	39 0242 11	Plain washer	--	--	--	26	26	26	



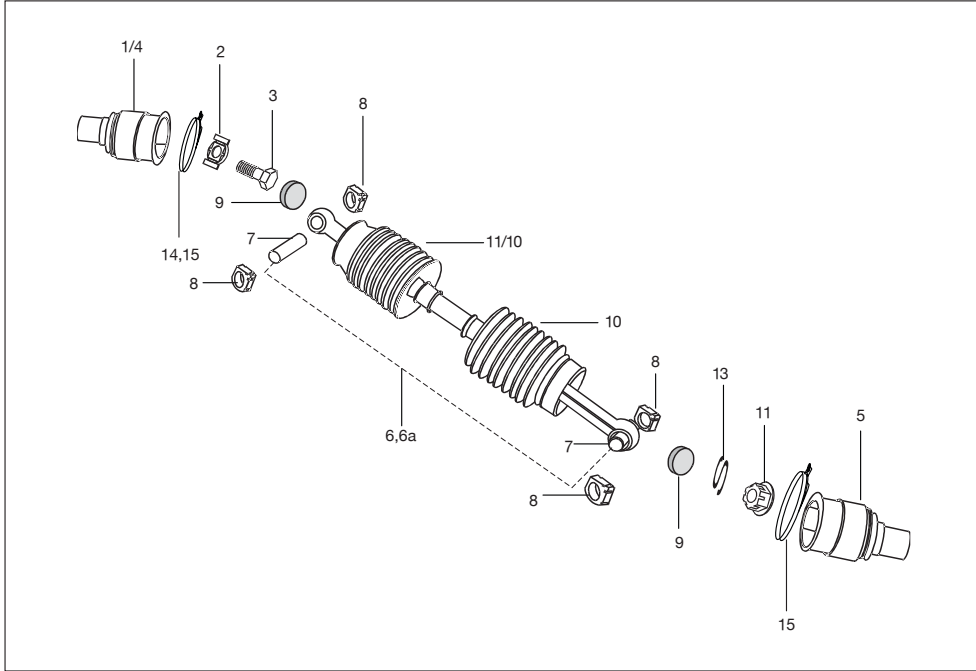
No.	Part No.	Description	QTY/VEH-205			QTY/VEH-205 D			Remarks
			PET	CNG	LPG	PET	CNG	LPG	
16	35 1610 60	Clip nut	--	--	--	8	8	8	
17	AL 2011 06	Mobile charger	--	--	--	1	1	1	
17	AL 2011 00	Mobile charger	--	--	--	1	1	1	
18	24 1613 68	Tool Box Right Side	--	--	--	1	1	1	
19	AL 1614 98	Cover Speedo Meter	--	--	--	1	1	1	
20	AA 2011 94	Indicator assembly	--	--	--	1	1	--	
20	AF 2011 44	Indicator Assembly	--	--	--	1	1	--	
20a	AM 2010 63	Indicator Assembly	--	--	--	--	--	1	
21	AL 1615 03	Tool box lid RH	--	--	--	1	1	1	
22	AL 1615 02	Tool box lid LH	--	--	--	1	1	1	
23	30 2010 29	Lamp 12V 3W	--	--	--	2	2	2	



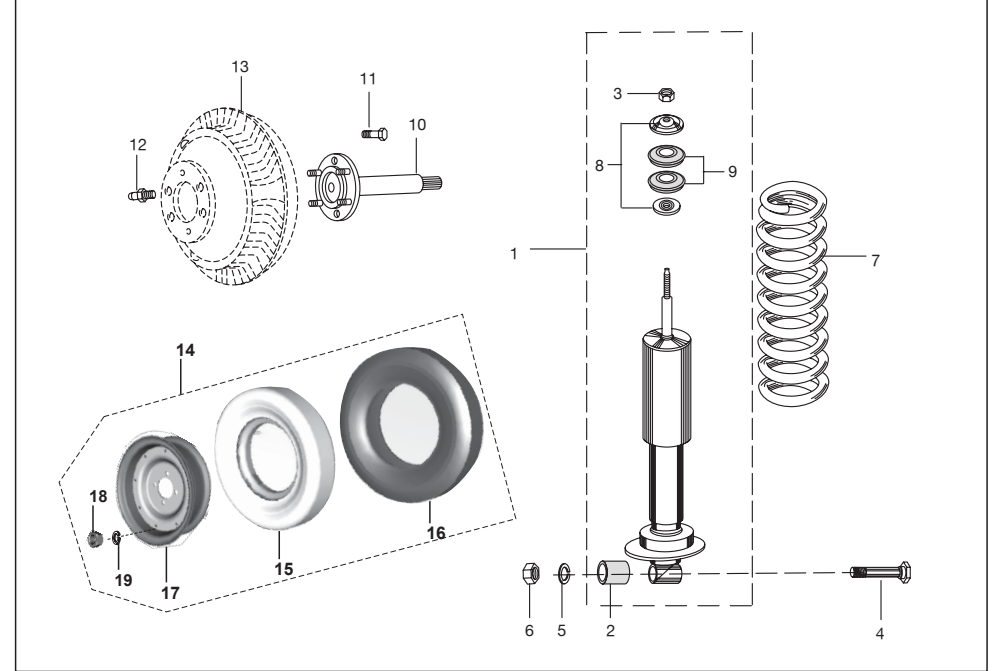
No.	Part No.	Description	QTY/VEH-205			QTY/VEH-205 D			Remarks
			PET	CNG	LPG	PET	CNG	LPG	
1	AA 1611 77	Bare chassis complete	1	--	--	--	--	Alt-52AA0318	
1a	AA 1611 85	Bare chassis complete	--	--	--	1	--	Alt-52AA0323	
1b	AM 1610 44	Bare chassis complete	--	1	1	--	--	Alt-52AM0017	
1c	AF 1611 03	Bare chassis complete	--	--	--	1	1	Alt-52AF0083	
2	AA 1810 28	Lock set	1	1	1	--	--	(N.I.)	
2a	24 1810 50	Lock set d petrol	--	--	--	1	--	(N.I.)	
3	24 1613 90	Heel rest (Brake)	1	1	1	1	1		
4	AL 1611 79	Pad heel rest	1	1	1	--	1		
4	AL 1511 68	Pad heel rest	--	--	--	1	--		
5	AZ 1610 00	Reserve lever	1	1	1	1	1		
6	24 1911 44	Reserve spring	1	1	1	1	1		
6	Az 1610 01	Reserve spring	1	1	1	1	1		
7	AL 1511 04	Lever - control :- hand brake	1	1	1	1	1		
8	AL 1511 05	Spring hand brake	1	1	1	1	1		
9	AP 1610 35	Bush	1	1	1	1	1		
10	24 1614 46	Water bottle holder	1	1	1	1	1		
11	39 1076 01	Screw	2	2	2	2	2		
12	AN 1910 17	Grip Hand Reverse	1	1	1	1	1	N. I.	



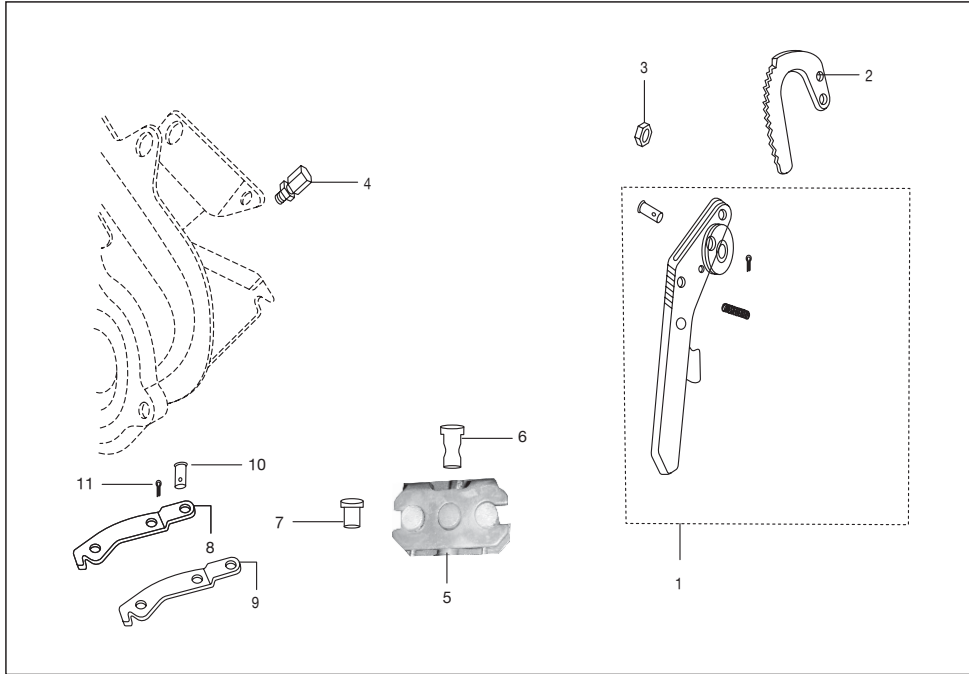
No.	Part No.	Description	QTY/VEH-205			QTY/VEH-205 D			Remarks
			PET	CNG	LPG	PET	CNG	LPG	
22	AS 2200 01	Bracket for fire extinguisher	--	1	1	--	1	1	
23	24 1614 83	Cover assly. steering	1	1	1	1	1	1	
24	24 1614 84	Emblem Bajaj	1	1	1	1	1	1	
25	CB 1611 05	Clip nut	4	4	4	4	4	4	
26	39 1771 02	Screw M5x16	4	4	4	4	4	4	
27	24 2313 36	Packing For Body	8	8	8	8	8	8	



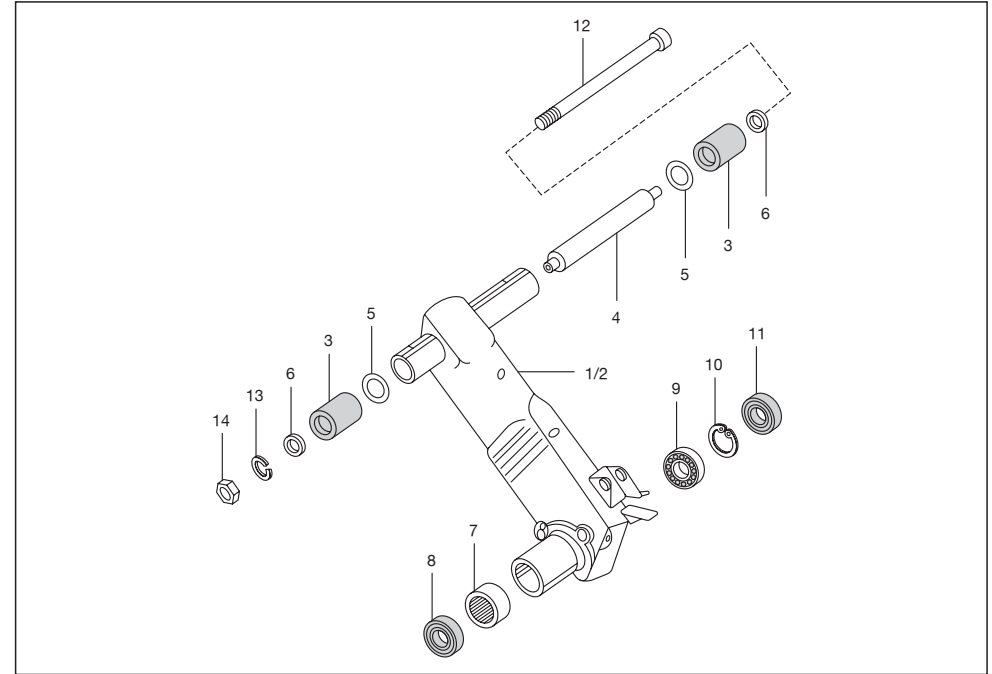
No.	Part No.	Description	QTY/VEH-205			QTY/VEH-205 D			Remarks
			PET	CNG	LPG	PET	CNG	LPG	
1	AA 1017 21	Flange assly(Satellite gear)	1	1	1	1	1	1	fr:Jun2012
2	24 1710 14	Lock washer assembly FLANGE	2	2	2	2	2	2	
3	39 0119 04	Bolt	2	2	2	2	2	2	
4	AA 1017 22	Flange assly (diff. gear side)	1	1	1	1	1	1	
5	AY 1412 02	Flange (wheel side)	2	2	2	2	2	2	
6	AA 1310 78	Propeller shaft assembly Comp LH	1	1	1	1	1	1	(with pin bellows)
6a	AA 1310 79	Propeller shaft assembly Comp RH	1	1	1	1	1	1	(with pin bellows)
7	24 1704 25	Pin for propeller shaft	4	4	4	4	4	4	
8	AL 1710 65	Slider block	8	8	8	8	8	8	
9	BG 1412 52	Rubber buffer A	2	2	2	2	2	2	
9	BG 1412 53	Rubber buffer B	2	2	2	2	2	2	
10	24 1310 74	Rubber bellow (wheel Side & LH eng side)	3	3	3	3	3	3	
11	BG 1412 54	Rubber bellow(RH diff. side)	1	1	1	1	1	1	
12	39 1182 15	Nut	2	2	2	2	2	2	
13	24 1710 66	Spring clip	2	2	2	2	2	2	
14	BB 1310 24	Clamp-2-diff. side RH shaft	1	1	1	1	1	1	
15	BB 1310 40	Hose clamp-wheel side & LH diff side	3	3	3	3	3	3	
16	24 1310 98	NIPPLE -GREASE	2	2	2	2	2	2	



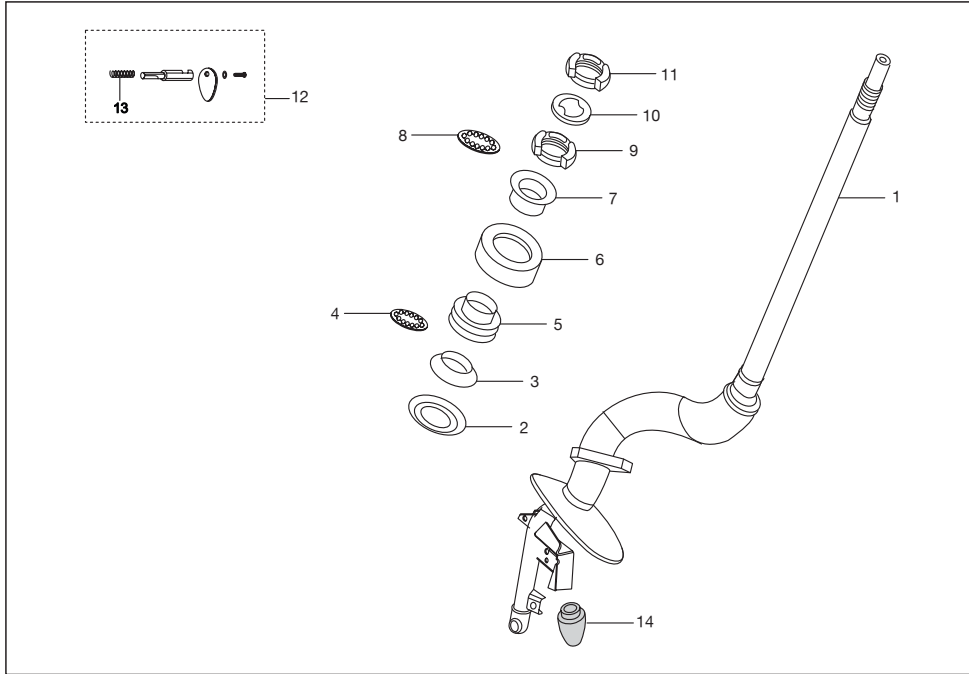
No.	Part No.	Description	QTY/VEH-205			QTY/VEH-205 D			Remarks
			PET	CNG	LPG	PET	CNG	LPG	
1	24 1710 94	Rear shock absorber	2	2	2	2	2	2	
2	24 1710 49	Mounting rubber with sleeve	2	2	2	2	2	2	
3	39 0467 15	Hexagon nut	2	2	2	2	2	2	
4	24 1705 07	Bolt for shock absorber	2	2	2	2	2	2	
5	39 1827 12	Spring washer	2	2	2	2	2	2	
6	39 0467 15	Nut	2	2	2	2	2	2	
7	24 1705 08	Rear suspension spring	2	2	2	2	2	2	
8	24 1705 05	Cup washer top side	4	4	4	4	4	4	
9	24 1710 55	Rubber bush	4	4	4	4	4	4	
10	24 1711 18	Rear axle assly.	2	2	2	2	2	2	
11	22 1704 34	Bolt for rear axle	4	4	4	4	4	4	
12	24 1710 75	Grease nipple	2	2	2	2	2	2	
13	22 1511 06	Brake drum rear	2	2	2	2	2	2	
14	22 1510 68	Tyre with tube	1	1	1	1	1	1	
15	21 1503 06	Tube for tyre	1	1	1	1	1	1	
16	21 1503 07	Tyre	1	1	1	1	1	1	
17	24 1511 10	Assly wheel rim	1	1	1	1	1	1	
18	39 0956 15	Nut hex	8	8	8	8	8	8	
19	39 1828 12	Washer spring	8	8	8	8	8	8	



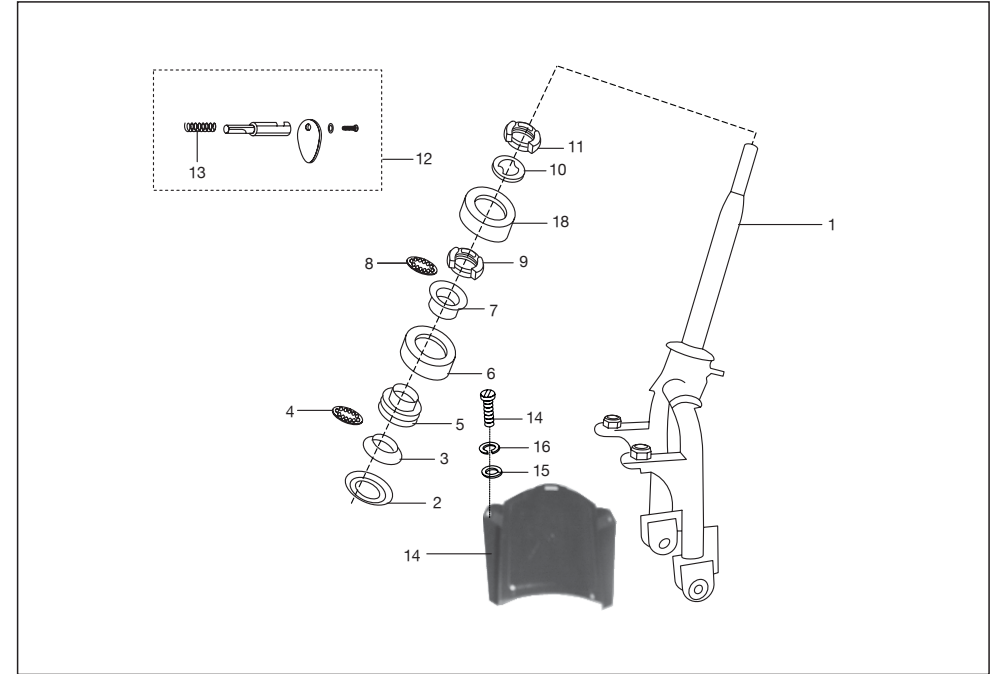
No.	Part No.	Description	QTY/VEH-205			QTY/VEH-205 D			Remarks
			PET	CNG	LPG	PET	CNG	LPG	
1	24 1510 61	lever assly - hand brake control	1	1	1	1	1	1	
2	22 1505 07	Ratchet	1	1	1	1	1	1	
3	39 0694 15	Nut	1	1	1	1	1	1	
4	05 1510 12	Adjuster with nut	2	2	2	2	2	2	
5	24 1510 67	Bracket rear cable guide	1	1	1	1	1	1	
6	24 1510 68	Pin rear cable guide	1	1	1	1	1	1	
7	24 1510 69	Spacer	1	1	1	1	1	1	
8	24 1511 45	Lever LH -parking brake	1	1	1	1	1	1	
9	24 1511 54	Lever RH- parking brake	1	1	1	1	1	1	
10	24 1511 46	Pivot Pin	1	1	1	1	1	1	
11	24 1511 47	Split pin	1	1	1	1	1	1	
12	24 1512 38	Special nut for cable guide	1	1	1	1	1	1	NI



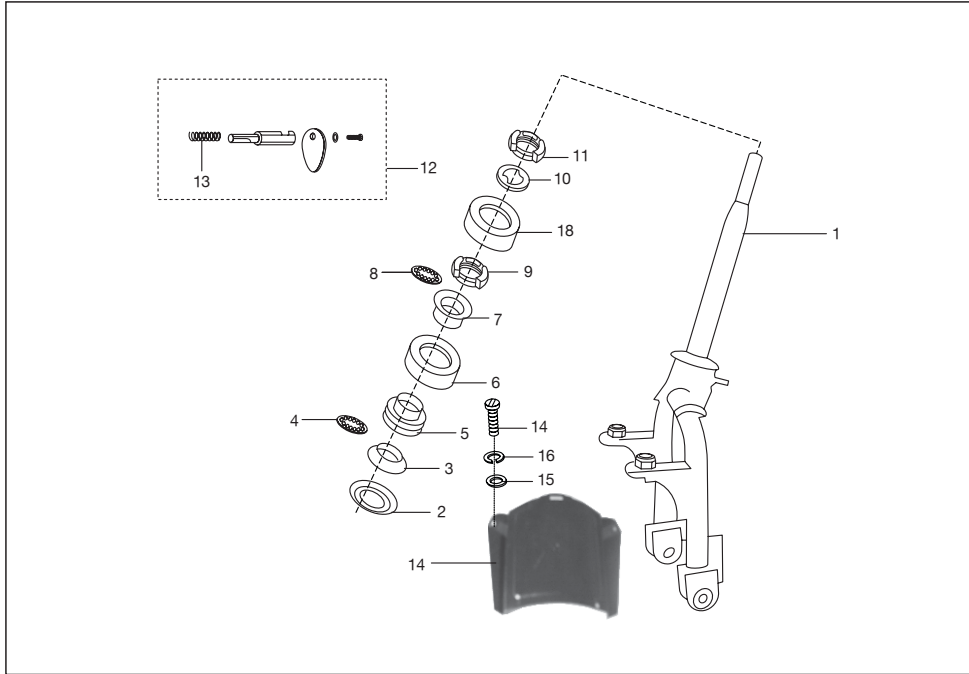
No.	Part No.	Description	QTY/VEH-205			QTY/VEH-205 D			Remarks
			PET	CNG	LPG	PET	CNG	LPG	
1	24 1711 20	Trailing arm assembly LH	1	1	1	1	1	1	distance piece
2	24 1711 21	Trailing arm assembly RH	1	1	1	1	1	1	
3	AA 1710 06	Silent bush	4	4	4	4	4	4	
4	AA 1710 22	Distance piece assly	2	2	2	2	2	2	
5	AA 1710 24	Spacer ring-D.piece:trailing arm tube	4	4	4	4	4	4	
7	59 2000 12	Needle bearing	1	1	1	1	1	1	
8	22 1710 07	Oil seal	2	2	2	2	2	2	
9	01 1003 42	Bearing	2	2	2	2	2	2	
10	39 0342 17	Circlip	2	2	2	2	2	2	
11	24 1710 24	Oil seal	2	2	2	2	2	2	
12	AA 1710 11	Pivot pin assembly	2	2	2	2	2	2	
13	39 0269 12	Spring washer	2	2	2	2	2	2	
14	39 0303 15	Nut	2	2	2	2	2	2	
15	KC HA14 17	Nut	2	2	2	2	2	2	



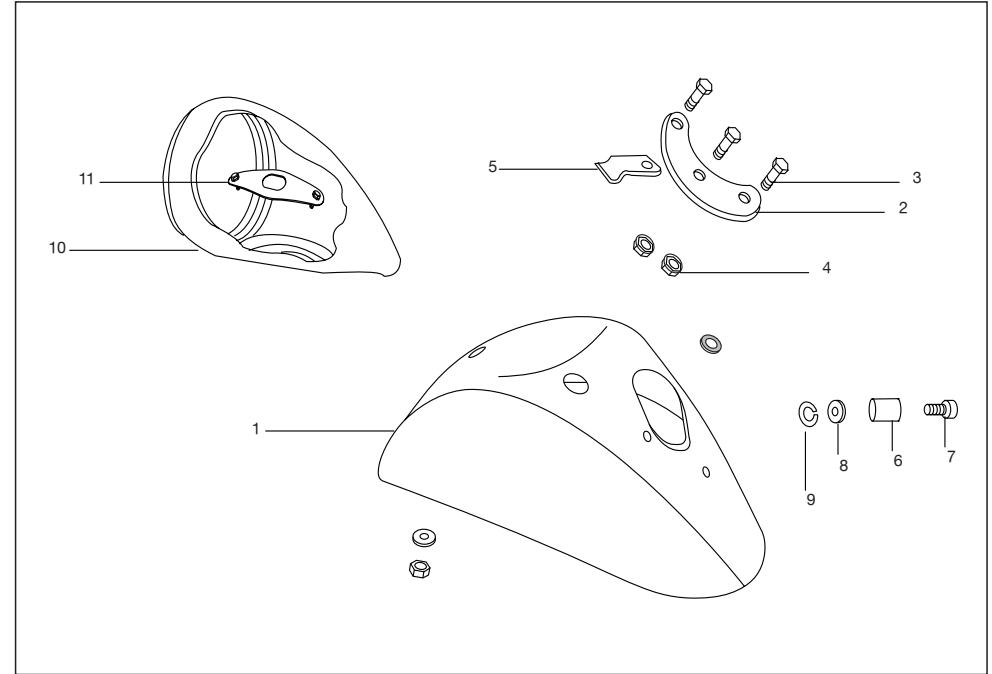
No.	Part No.	Description	QTY/VEH-205			QTY/VEH-205 D			Remarks
			PET	CNG	LPG	PET	CNG	LPG	
1	24 1810 43	Steering column assembly	1	1	1	--	--	--	
2	24 1810 34	Dust cover bottom	1	1	1	--	--	--	
3	AB 1810 11	Bearing race -low inner	1	1	1	--	--	--	
4	AB 1810 12	Steel ball with cage lower	1	1	1	--	--	--	
5	AB 1810 33	Bearing race lower outer	1	1	1	--	--	--	
6	24 1614 43	Dust cover top bearing	1	--	--	--	--	--	
6	AB 1810 34	Cover dust top	--	1	1	--	--	--	
7	AB 1810 19	Bearing race upper outer	1	1	1	--	--	--	
8	AB 1810 17	Steel ball with cage upper	1	1	1	--	--	--	
9	AB 1810 16	Bearing race-upper inner	1	1	1	--	--	--	
10	AB 1810 20	Spacer washer bearing	1	1	1	--	--	--	
11	AB 1810 21	Lock ring upper race	1	1	1	--	--	--	
12	24 1810 32	Steering lock with key	1	1	1	--	--	--	
13	06 1803 03	Spring	1	1	1	--	--	--	
14	24 2301 85	flap mud	1	1	1	--	--	--	
15	24 1611 76	strip for front mudguard flap	1	1	1	--	--	--	



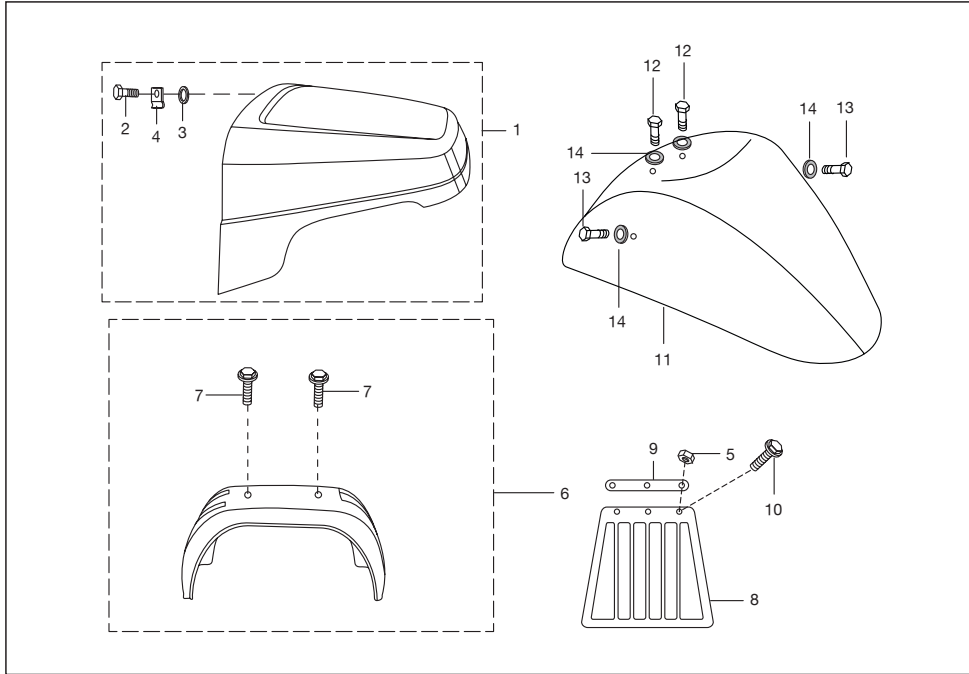
No.	Part No.	Description	QTY/VEH-205			QTY/VEH-205 D			Remarks
			PET	CNG	LPG	PET	CNG	LPG	
1b	AP 1810 17	Fork assembly	--	--	--	1	1	1	
2	AA 1810 23	Dust cover bottom	--	--	--	1	1	1	
2	BH 1510 07	Dust cover bottom	--	--	--	1	1	1	
3	AA 1810 22	Bearing race lower inner	--	--	--	1	1	1	
3	AB 1810 11	Bearing race lower inner	--	--	--	1	1	1	
4	AB 1810 12	Balls with cage	--	--	--	1	1	1	
5	AB 1810 33	Bearing race lower outer	--	--	--	1	1	1	
6	24 1614 43	Dust cover top	--	--	--	1	1	1	
7	24 1810 46	Bearing race upper inner	--	--	--	1	1	1	
8	AB 1810 17	Steel ball with cage upper	--	--	--	1	1	1	
9	AB 1810 19	Bearing race upper outer	--	--	--	1	1	1	
10	AB 1810 20	Spacer washer bearing	--	--	--	1	1	1	
11	24 1810 47	Lock ring upper race	--	--	--	2	2	2	
12	24 1810 32	Steering lock with key	--	--	--	1	1	1	
13	06 1803 03	Spring	--	--	--	1	1	1	
14	39 0071 04	Screw hexagon	--	--	--	2	2	2	



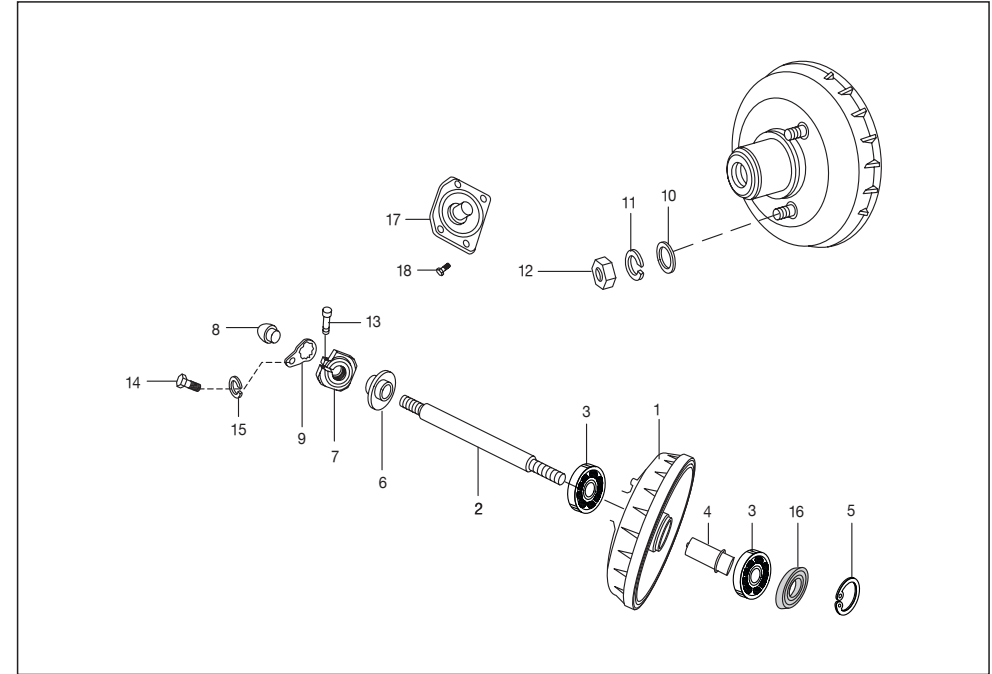
No.	Part No.	Description	QTY/VEH-205			QTY/VEH-205 D			Remarks
			PET	CNG	LPG	PET	CNG	LPG	
15	39 1765 11	washer plain	-	-	-	2	2	2	
16	39 1830 12	washer spring	-	-	-	2	2	2	
17	BH 1510 09	Spacer fork front	-	-	-	1	1	1	NI
18	AL 1511 87	Clamp brake hose	-	-	-	1	1	1	NI



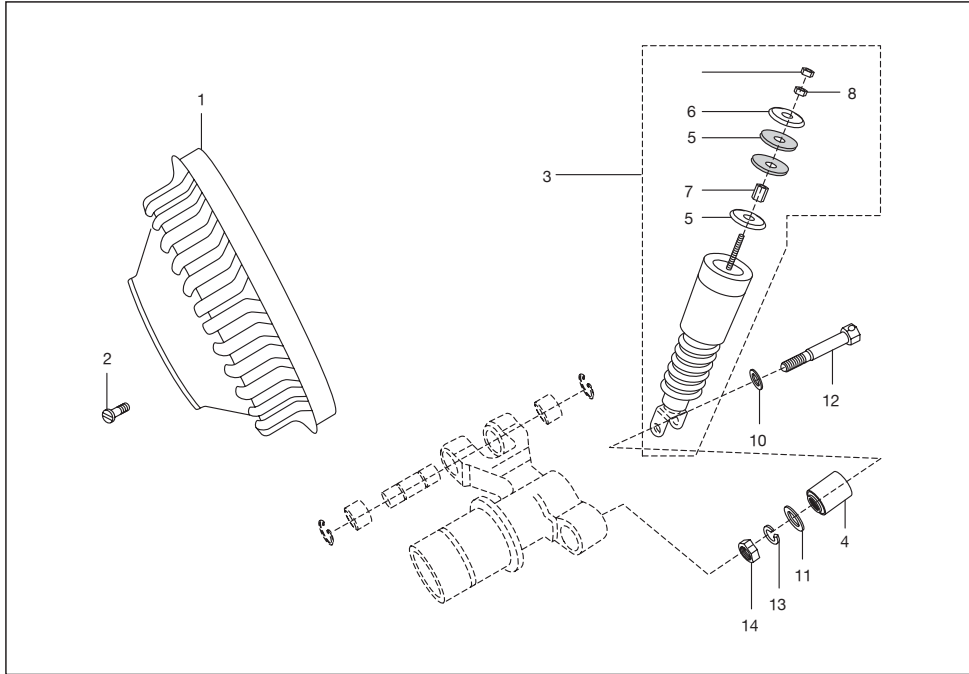
No.	Part No.	Description	QTY/VEH-205			QTY/VEH-205 D			Remarks
			PET	CNG	LPG	PET	CNG	LPG	
1	AB 1611 88	Front mudguard	1	1	1	--	--	--	
2	AB 1611 82	Check plate front mudguard	1	1	1	--	--	--	
3	39 1856 04	Bolt hexagon head	3	3	3	--	--	--	
4	39 0292 15	Flange nut	3	3	3	--	--	--	
5	AB 1611 59	Clip	1	1	1	--	--	--	
6	AB 1611 86	Spacer	2	2	2	--	--	--	
7	39 0080 04	Hexagon bolt	1	1	1	--	--	--	
8	39 1211 11	Plain washer	2	2	2	--	--	--	
9	39 0263 12	Spring washer	2	2	2	--	--	--	
10	AB 2010 65	Housing head liggth	1	1	1	--	--	--	
11	AB 1611 83	Check plate assly. H.L.hsg.	1	1	1	--	--	--	



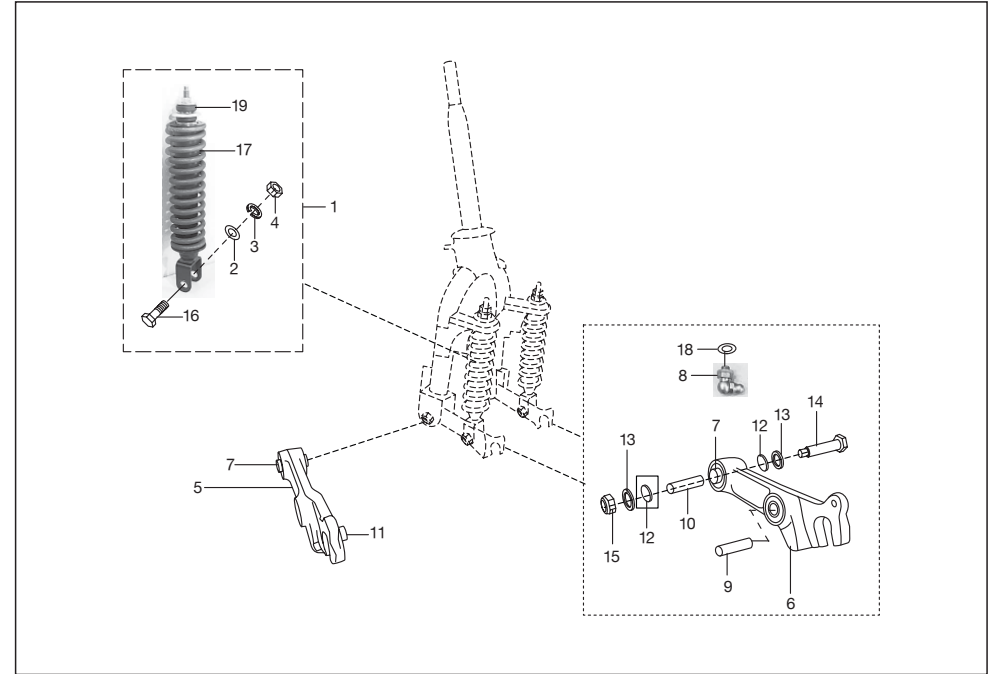
No.	Part No.	Description	QTY/VEH-205			QTY/VEH-205 D			Remarks
			PET	CNG	LPG	PET	CNG	LPG	
1	AP 1610 38	Front mudguard	--	--	--	1	1	1	
2	39 0505 04	Hexagon head bolt	--	--	--	16	16	16	
3	39 0219 11	Plain washer	--	--	--	8	8	8	
4	05 1612 56	Clip nut-M6	--	--	--	8	8	8	
5	39 2484 15	Nut flange	--	--	--	6	6	6	
6	BG 2312 01	Rear mudguard	--	--	--	2	2	2	
7	39 1680 04	Flanged bolt	--	--	--	8	8	8	
8	AL 1612 26	Mudguard flap	--	--	--	2	2	2	
9	AL 1612 29	Strip	--	--	--	2	2	2	
10	39 0071 04	Screw	--	--	--	6	6	6	
11	AP 2201 00	Mudguard sheet metal	--	--	--	1	1	1	
12	39 1955 04	Bolt - flanged :- small	--	--	--	2	2	2	
13	39 1944 04	Bolt - flanged	--	--	--	2	2	2	
14	39 1211 11	Washer - plain	--	--	--	4	4	4	




No.	Part No.	Description	QTY/VEH-205			QTY/VEH-205 D			Remarks
			PET	CNG	LPG	PET	CNG	LPG	
1	AP 1510 19	Fr. brake drum	--	--	--	1	1	1	
2	AP 1510 02	Front wheel axle	--	--	--	1	1	1	
3	39 2240 20	Ball bearing	--	--	--	2	2	2	
4	AP 1510 25	Distance piece assly	--	--	--	1	1	1	
5	39 2464 17	Circlip	--	--	--	1	1	1	
6	BH 1316 00	Spacer assly.	--	--	--	1	1	1	
7	AL 1510 89	Special nut-M16	--	--	--	2	2	2	
8	AL 1510 11	Collar nut	--	--	--	2	2	2	
9	AL 1510 12	Locking clip	--	--	--	2	2	2	
10	39 11 80 11	Plain washer	--	--	--	4	4	4	
11	39 1829 12	Spring washer	--	--	--	4	4	4	
12	39 0312 15	Hex nut.	--	--	--	4	4	4	
13	39 2038 04	Hex socket head bolt	--	--	--	2	2	2	For locking clip
14	39 1079 01	Hex head screw	--	--	--	2	2	2	For locking clip
15	39 0263 12	Spring washer	--	--	--	2	2	2	
16	39 1737 19	Oil seal	--	--	--	2	2	2	
17	AP 1510 31	Flange back plate	--	--	--	1	1	1	Fr:25.01.2012
18	39 2534 04	Bolt flange M8	--	--	--	4	4	4	
19	AL 1510 07	Collar	--	--	--	1	1	1	
20	BH 1316 01	Spacer	--	--	--	1	1	1	



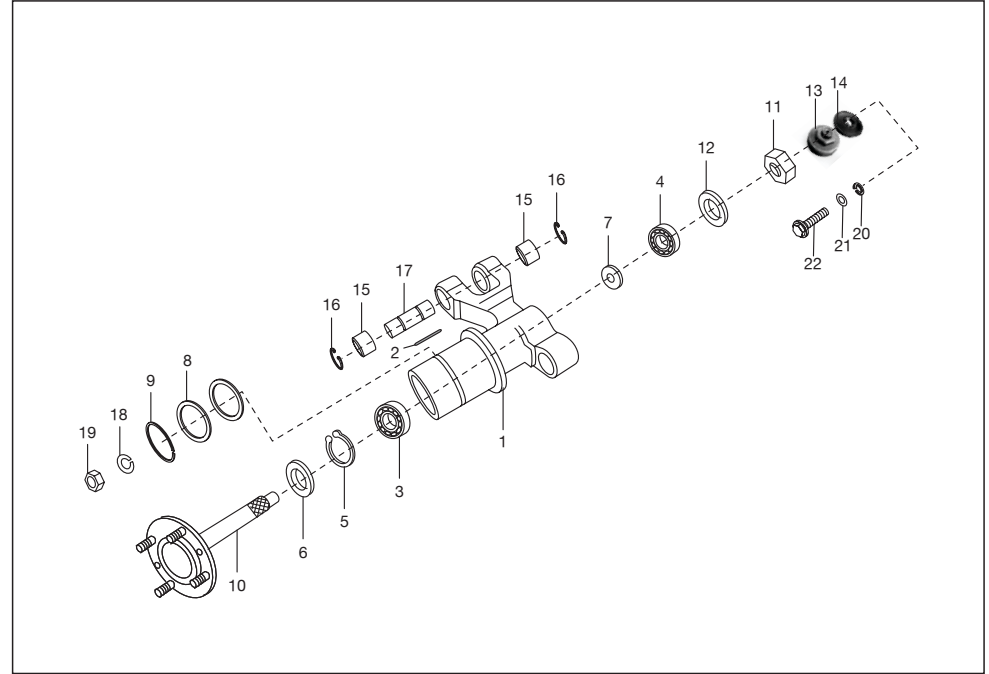
No.	Part No.	Description	QTY/VEH-205			QTY/VEH-205 D			Remarks
			PET	CNG	LPG	PET	CNG	LPG	
1	22 1511 06	Brake drum	1	1	1	--	--	--	
2	39 0001 01	Slot csk hd screw	2	2	2	--	--	--	
3	AB 1710 44	Front shock absorber	1	1	1	--	--	--	
4	AB 1710 16	Bush	1	1	1	--	--	--	
5	AB 1710 13	Top rubber bush	2	2	2	--	--	--	
6	AB 1710 14	Locating cup rubber bush	2	2	2	--	--	--	
7	AB 1710 15	Spacer nut spring cup	1	1	1	--	--	--	
8	39 0295 15	Hexagon nut	1	1	1	--	--	--	
9	AB 1710 17	Spring front	1	1	1	--	--	--	
10	39 0543 11	Plain washer	1	1	1	--	--	--	
11	39 1054 11	Plain washer	1	1	1	--	--	--	
12	AB 1710 31	Shoulder bolt	1	1	1	--	--	--	
13	39 0789 12	Washer spring	1	1	1	--	--	--	
14	39 0296 15	Hexagon nut	1	1	1	--	--	--	



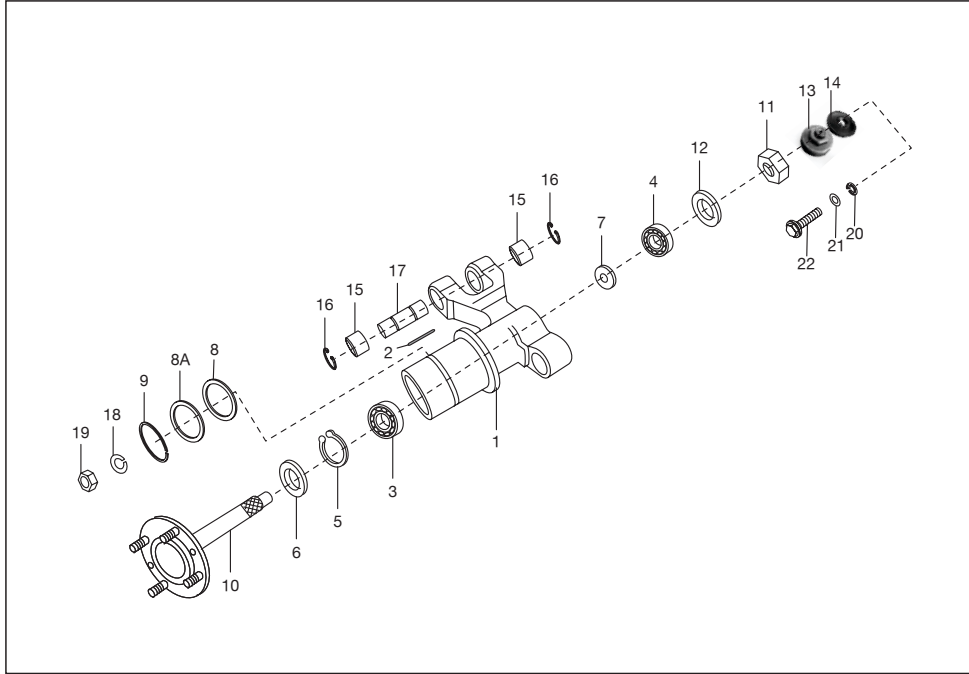
No.	Part No.	Description	QTY/VEH-205			QTY/VEH-205 D			Remarks
			PET	CNG	LPG	PET	CNG	LPG	
1	AL 1710 47	Front shock absorber	--	--	--	2	2	2	
2	39 1054 11	Plain washer	--	--	--	2	2	2	
3	39 0789 12	Spring washer	--	--	--	2	2	2	
4	39 0296 15	Hexagon nut	--	--	--	2	2	2	
5	AL 1710 93	Link-RH assembly	--	--	--	1	1	1	
6	AL 1710 91	Link-LH assembly	--	--	--	1	1	1	
7	AL 1710 95	Bearing sleeve	--	--	--	2	2	2	
8	35 1710 33	Grease nipple	--	--	--	2	2	2	
9	AB 1710 16	Bush	--	--	--	2	2	2	
10	AL 1710 81	Bush link pivot	--	--	--	2	2	2	Igus bush
11	AL 1710 58	Locking Pin	--	--	--	2	2	2	
12	39 1564 21	"O" ring	--	--	--	4	4	4	Igus bush
13	AL 1711 04	Cap link pivot	--	--	--	4	4	4	Igus bush
14	AL 1710 51	Bolt for link pivot	--	--	--	2	2	2	Link LH & RH
15	39 0939 15	Hex nyloc nut	--	--	--	2	2	2	Link LH & RH
16	39 2516 04	Shoulder bolt	--	--	--	2	2	2	shock absorber
17	AP 1710 01	Spring Fr. Suspension	--	--	--	2	2	2	



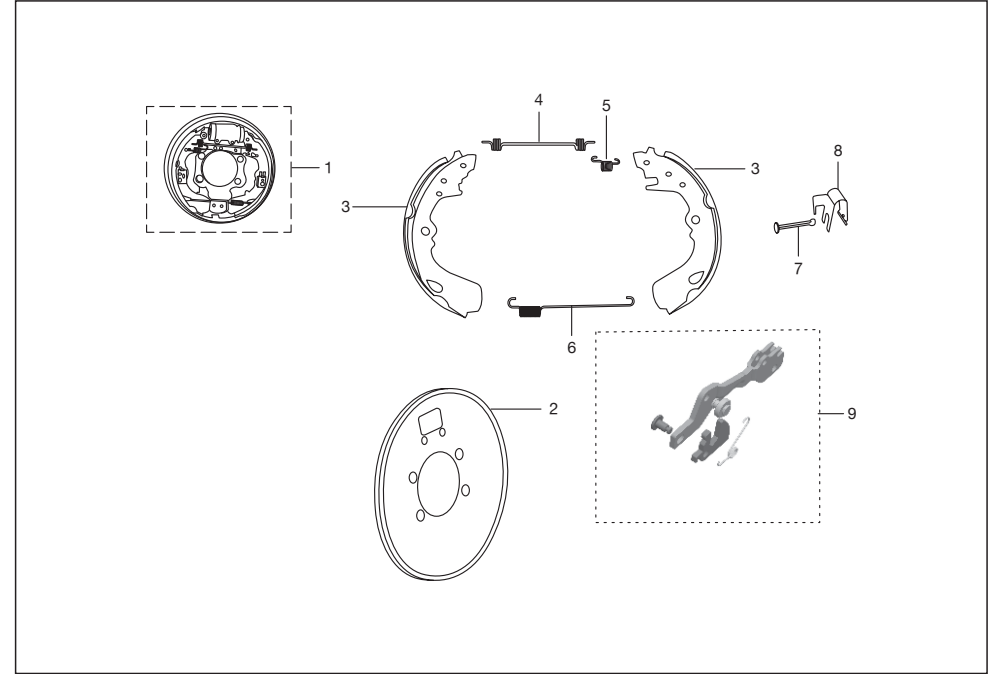
No.	Part No.	Description	QTY/VEH-205			QTY/VEH-205 D			Remarks
			PET	CNG	LPG	PET	CNG	LPG	



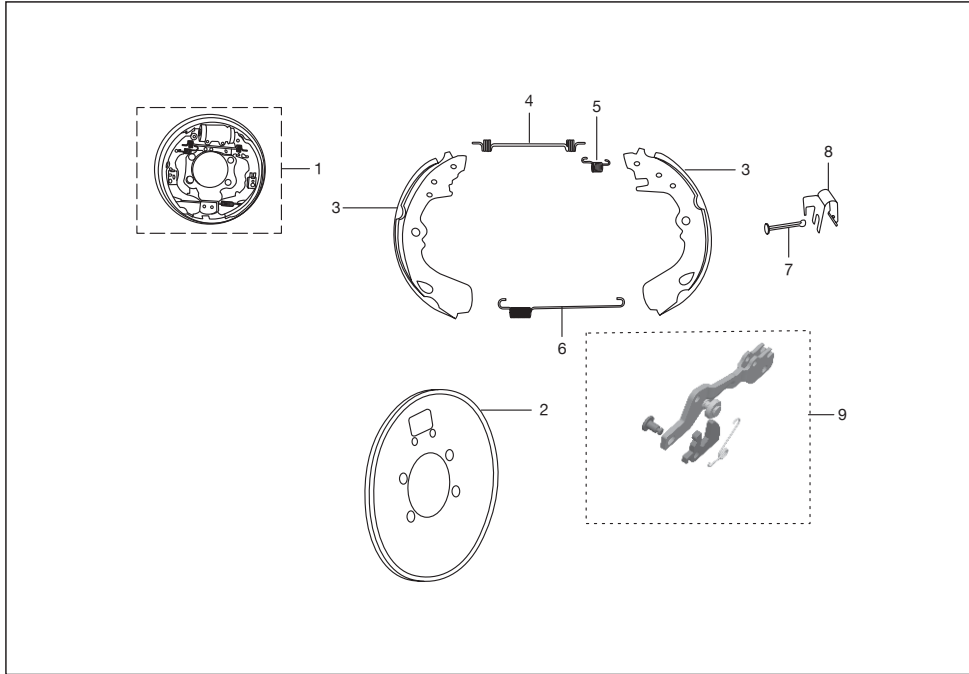
No.	Part No.	Description	QTY/VEH-205			QTY/VEH-205 D			Remarks
			PET	CNG	LPG	PET	CNG	LPG	
1	24 1711 36	Front wheel hub assly	1	1	1	--	--	--	
2	03 1701 09	Pin	1	1	1	--	--	--	
3	39 2550 20	Ball bearing	1	1	1	--	--	--	
4	39 2362 20	Bearing	1	1	1	--	--	--	
5	39 0342 17	Intrnal circlip	1	1	1	--	--	--	
6	22 1701 15	Oil seal	1	1	1	--	--	--	
7	22 1701 17	Spacer	1	1	1	--	--	--	
8	AB 1810 37	Washer	1	1	1	--	--	--	
9	39 0342 17	Circlip - internal	1	1	1	--	--	--	
10	AB 1710 34	FR wheel axle assly	1	1	1	--	--	--	
11	KB CA04 10	Screw csk cross	2	2	2	--	--	--	
12	22 1701 18	Spacer	1	1	1	--	--	--	
13	AB 1710 22	Grease cup nut	1	1	1	--	--	--	
14	AB 1710 23	Cap-FR wheel hub	1	1	1	--	--	--	
15	AB 1710 20	Needle bush	2	2	2	--	--	--	



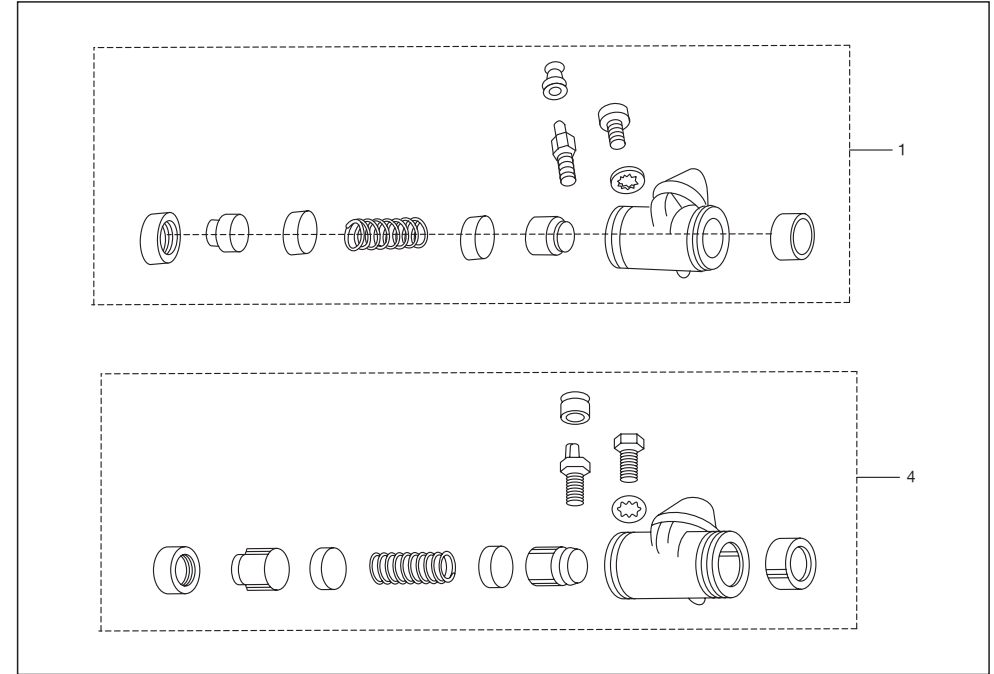
No.	Part No.	Description	QTY/VEH-205			QTY/VEH-205 D			Remarks
			PET	CNG	LPG	PET	CNG	LPG	
16	39 2357 17	Internal circlip	2	2	2	--	--	--	NS
17	24 1711 29	Pivot pin fr wh hub	1	1	1	--	--	--	
18	39 0789 12	Washer - spring	4	4	4	--	--	--	
19	39 0694 15	Hex nut	4	4	--	--	--		
20	39 0261 12	Spring washer	1	1	--	--	--		
21	39 0543 11	Washer - plain	1	1	1	--	--	--	
22	39 0001 01	Screw - slotted C.sunk head :- M4	1	1	1	--	--	--	



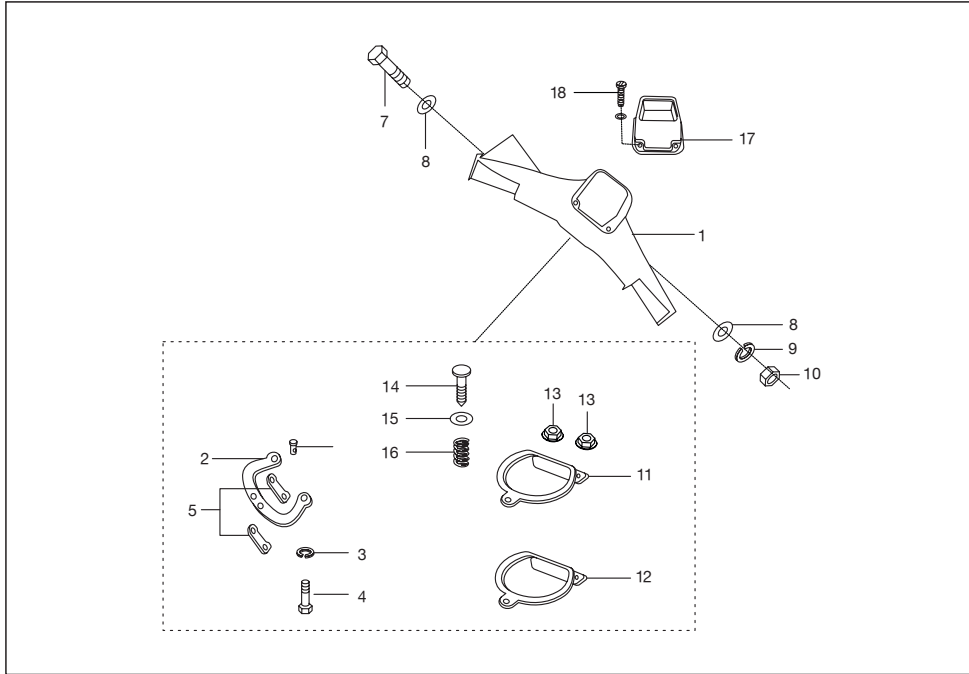
No.	Part No.	Description	QTY/VEH-205			QTY/VEH-205 D			Remarks
			PET	CNG	LPG	PET	CNG	LPG	
1	24 1512 59	Panel assembly front brake	1	1	1	--	--	--	Incl. fig. 4,5,6,7 & 13
1a	AP 1510 30	Panel assembly front brake	--	--	--	1	1	1	
1b	24 1511 19	Panel assly LH	1	1	1	1	1	1	
1c	24 1511 20	Panel assly RH	1	1	1	1	1	1	
2	AP 1510 17	Back panel assly front	1	1	1	1	1	1	
2a	24 1511 74	Back plate assly. LH	1	1	1	1	1	1	
2b	24 1511 78	Back Plate assly. RH	1	1	1	1	1	1	
3	24 1511 36	Brake shoe assly.	3	3	3	3	3	3	
4	24 1511 33	Spring main	3	3	3	3	3	3	
5	24 1511 34	Spring strut LH holding	3	3	3	3	3	3	
6	24 1511 35	Spring shoe holding	3	3	3	3	3	3	
7	24 1511 37	Pin pivot shoe	6	6	6	6	6	6	
8	24 1511 38	Spring shoe clamping	6	6	6	6	6	6	
9	24 1511 69	Strut assembly front complete	1	1	1	1	1	1	Incl. fig. 4,5,6,7 & 13
9a	24 1511 76	Strut assembly LH complete	1	1	1	1	1	1	Incl. fig. 4,5,6,7 & 13
9b	24 1511 80	Strut assembly RH complete	1	1	1	1	1	1	Incl. fig. 4,5,6,7 & 13
10	24 1511 70	Ratchet kit (Fr. & LH)	1	1	1	1	1	1	Incl. fig. 4,7 & 13
10a	24 1511 81	Ratchet kit (RH)	1	1	1	1	1	1	Incl. fig. 4,7 & 13



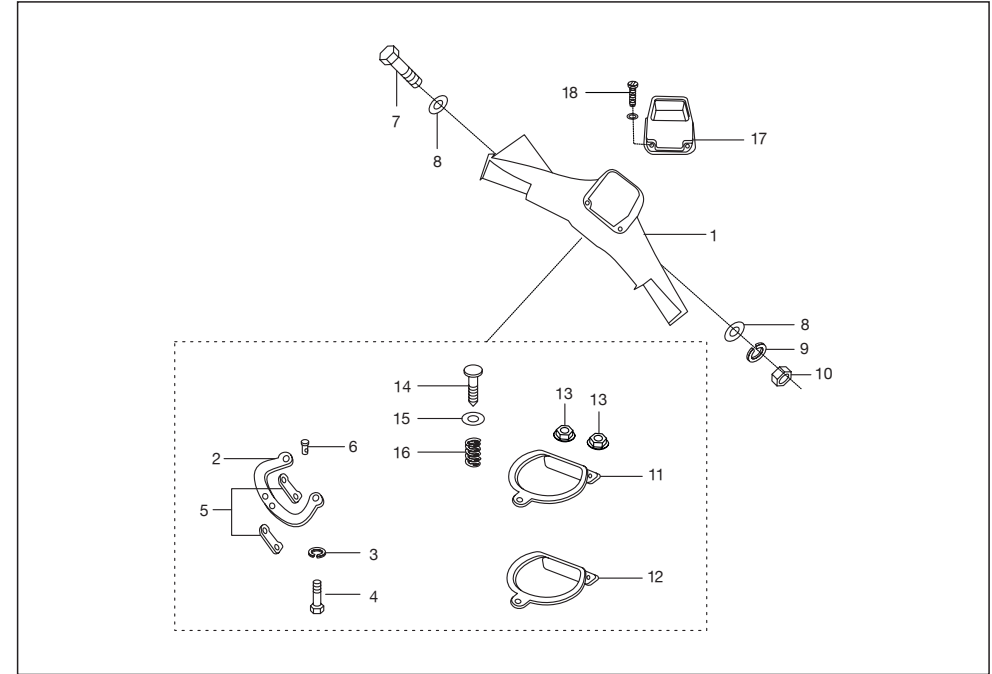
No.	Part No.	Description	QTY/VEH-205			QTY/VEH-205 D			Remarks
			PET	CNG	LPG	PET	CNG	LPG	
11	24 1511 71	Brake shoe kit	1	1	1	1	1	1	Inc. fig. 3,11&12
12	24 1511 72	Shoe clamp spring kit	1	1	1	1	1	1	Inc. fig. 11& 12
13	24 1511 73	Spring kit (Common for Front & LH)	1	1	1	1	1	1	Inc. fig. 8,9 &10
13a	24 1511 82	Spring kit RH	1	1	1	1	1	1	Inc. fig. 8,9 &10
14	24 1511 68	Auto adjuster assly front	1	1	1	1	1	1	Inc. fig. 5 & 6
14a	24 1511 75	Auto adjuster assly rear LH	1	1	1	1	1	1	Inc. fig. 5 & 6
14b	24 1511 79	Auto adjuster assly rear RH	1	1	1	1	1	1	Inc. fig. 5 & 6



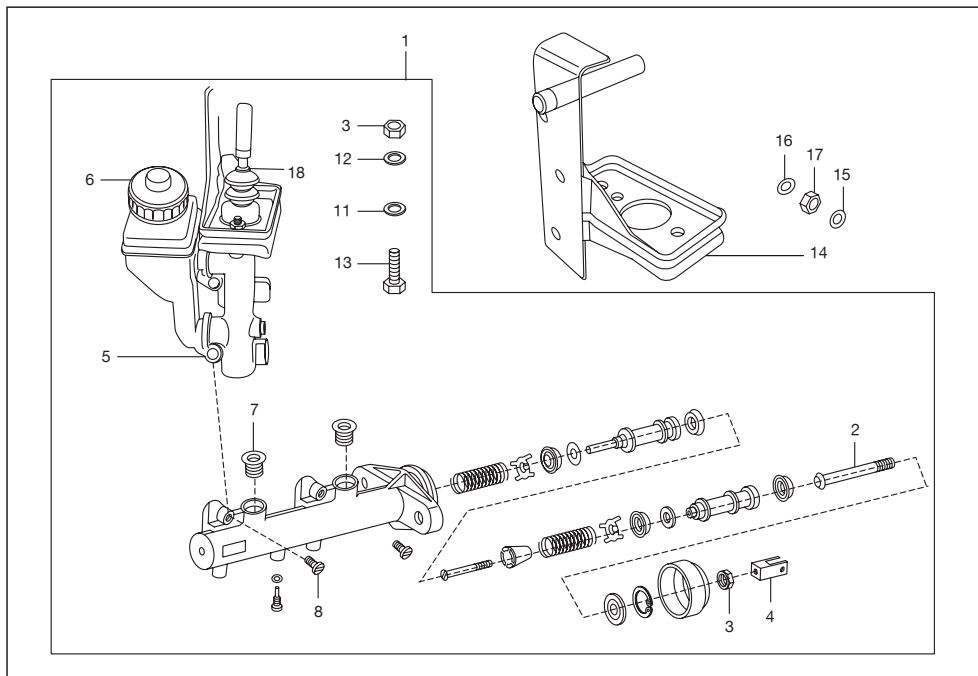
No.	Part No.	Description	QTY/VEH-205			QTY/VEH-205 D			Remarks
			PET	CNG	LPG	PET	CNG	LPG	
1	24 1511 63	Wheel cylinder front	1	1	1	1	1	1	Alt.no 24151099
2	24 1511 07	Major kit	1	1	1	1	1	1	N.I
3	24 1511 08	Minor kit	1	1	1	1	1	1	N.I
4	24 1511 64	Wheel cylinder rear	1	1	1	1	1	1	Alt.no 24151101
5	24 1511 13	Major kit	1	1	1	1	1	1	N.I.
6	24 1511 14	Minor kit	1	1	1	1	1	1	N.I.



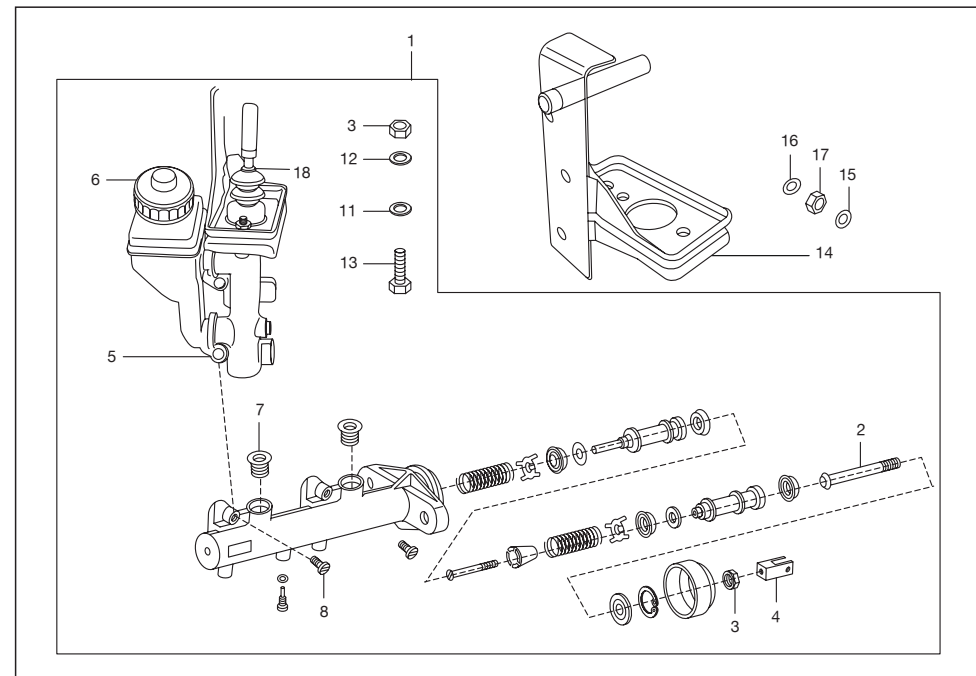
No.	Part No.	Description	QTY/VEH-205			QTY/VEH-205 D			Remarks
			PET	CNG	LPG	PET	CNG	LPG	
1	22 1810 25	Handle bar body	1	--	--	--	--		
1a	AP 1610 48	Handle bar body	--	1	1	1	1	upto Aug. 2011	
2	22 1810 58	Steering lock plate	1	1	1	1	1		
3	39 1830 12	Spring washer	2	2	2	2	2		
4	39 0071 04	Hex head screw	2	2	2	2	2		
5	22 1802 19	Lining -steering lock plate	2	2	2	2	2		
7	39 1377 04	Hex. bolt with collar	1	1	1	1	1		
8	39 0201 11	Plain washer	2	2	2	2	2		
9	39 1829 12	Spring washer	1	1	1	1	1		
10	39 0296 15	Hex nut	1	1	1	1	1		
11	AB 1810 22	Lower plate assly	1	1	1	1	1		
12	AB 1810 23	Upper plate	1	1	1	1	1		
13	39 2295 15	Flange nut	2	2	2	2	2		
14	21 1803 07	Knob	1	1	1	1	1		
15	39 0198 11	Plain washer	1	1	1	1	1		



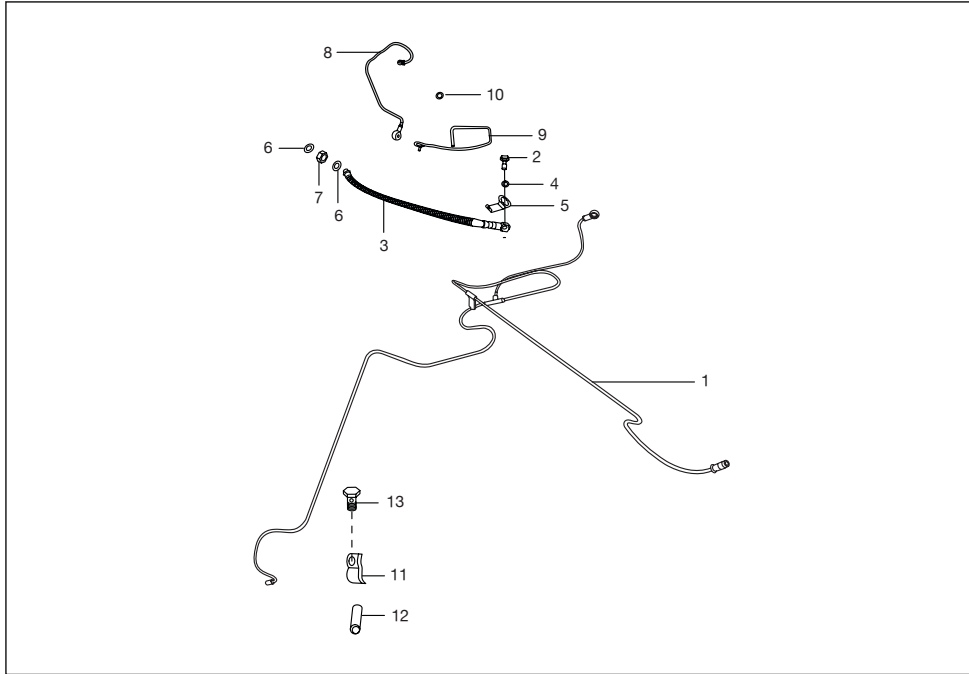
No.	Part No.	Description	QTY/VEH-205			QTY/VEH-205 D			Remarks
			PET	CNG	LPG	PET	CNG	LPG	
16	21 1803 08	Spring	1	1	1	1	1	1	
17	AP 1810 09	Handle bar top cover	1	--	--	1	--	--	
17a	24 1810 39	Cover handle bar	--	1	1	--	--	--	
17b	AP 1610 47	Top cover for handle bar	--	--	--	--	1	1	
18	KB UC04 10	Screw truss M4 x 0.7P	3	3	3	3	3	3	
19	AS 2010 10	Indicator assly_CNG	--	1	--	--	--	--	
20	AG 2010 26	Indicator assly_LPG	--	--	1	--	--	--	



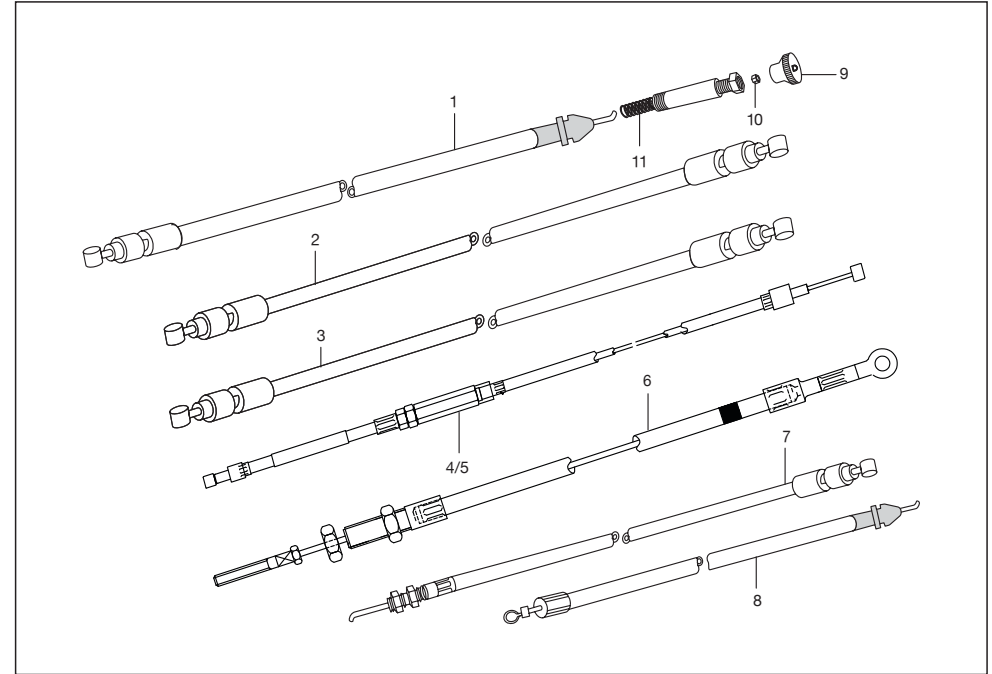
No.	Part No.	Description	QTY/VEH-205			QTY/VEH-205 D			Remarks
			PET	CNG	LPG	PET	CNG	LPG	
1	AL 1511 71	Cylinder comp.-TMC+oil containr	1	1	1	1	1	1	
2	24 1510 87	Push rod complete	1	1	1	1	1	1	
3	39 0294 15	Hexagon nut	3	3	3	3	3	3	
3	24 1510 94	Hexagon nut	3	3	3	3	3	3	
4	24 1510 90	Fork rod push	1	1	1	1	1	1	
5	AB 1510 54	Oil container with cap	1	1	1	1	1	1	
6	AB 1510 72	Cap br. oil reservoir	1	1	1	1	1	1	
7	AB 1510 71	Grommet oil reservoir	2	2	2	2	2	2	
8	39 0761 01	Screw pan cross	2	2	2	2	2	2	
8a	24 1510 93	Screw reservoir mtg.	2	2	2	2	2	2	
8	24 1510 92	Seal-oil Supply Port	2	2	2	2	2	2	
9	AB 1510 73	Major kit	1	1	1	1	1	1	N.I.
9a	24 1510 97	Major kit	1	1	1	1	1	1	N.I.
10	AB 1510 74	Minor kit	1	1	1	1	1	1	N.I.
10a	24 1510 98	Minor kit	1	1	1	1	1	1	N.I.



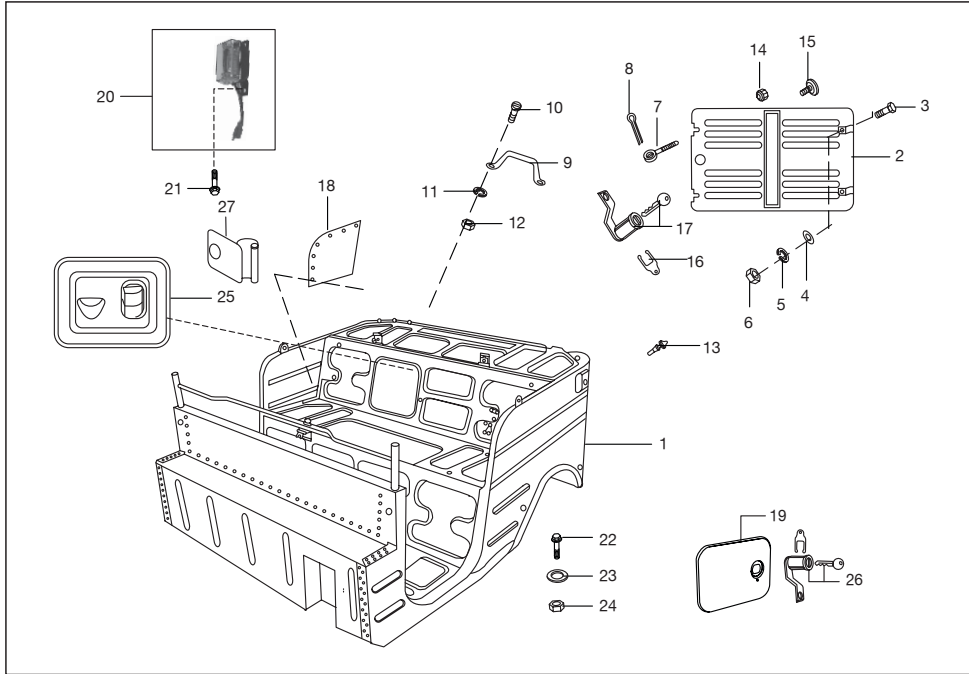
No.	Part No.	Description	QTY/VEH-205			QTY/VEH-205 D			Remarks
			PET	CNG	LPG	PET	CNG	LPG	
11	39 1224 11	Plain washer	2	2	2	2	2	2	
13	39 1389 04	Hexagon bolt	2	2	2	2	2	2	For AB151063
13a	24 1510 95	Hexagon bolt	2	2	2	2	2	2	For AL151171
14	BA 1611 34	Bracket master cylinder mtg.	1	1	1	1	1	1	
15	39 0200 11	Plain washer	3	3	3	3	3	3	
16	39 0265 12	Plain washer	3	3	3	3	3	3	
17	39 0310 15	Hex nut	3	3	3	3	3	3	
18	24 1510 79	Boot ring	1	1	1	1	1	1	For AL151171



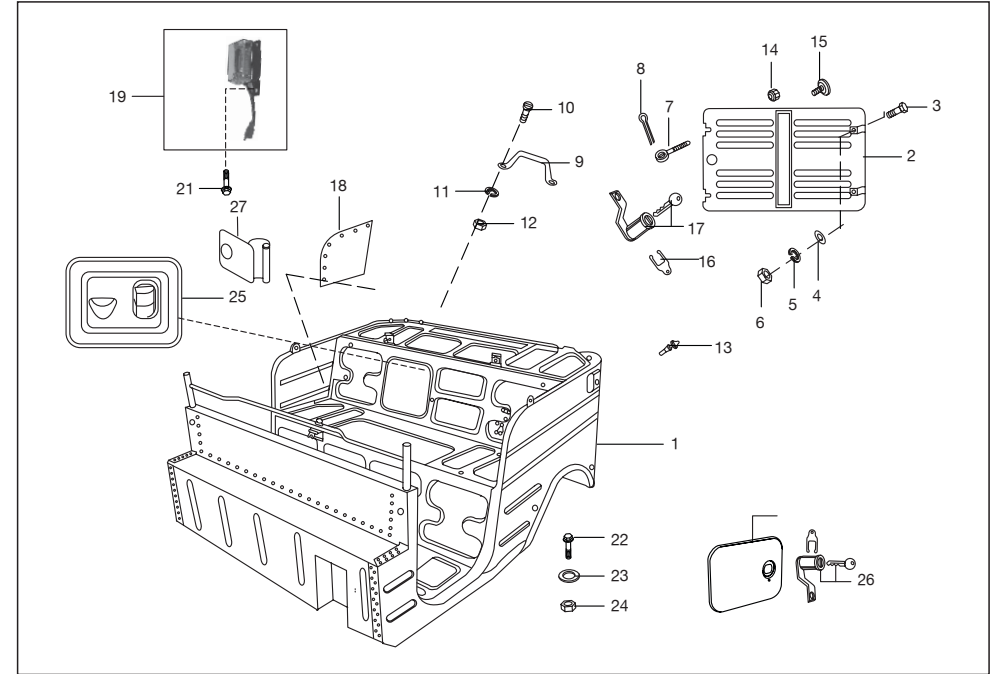
No.	Part No.	Description	QTY/VEH-205			QTY/VEH-205 D			Remarks
			PET	CNG	LPG	PET	CNG	LPG	
1	AA 1510 36	Single piece brake pipe	1	--	--	1	-	-	
1a	AF 1510 05	Single piece brake pipe	--	1	1	--	1	1	
2	AB 1510 49	Banjo bolt	1	1	1	1	1	1	
3	AB 1510 48	Hose flexible brake front	1	1	1	-	-	-	
3a	AL 1511 86	Hose flexible brake front	--	--	--	1	1	1	
4	39 1663 11	Plain washer	1	1	1	1	1	1	
5	AB 1510 51	Lock clip banjo bolt	1	1	1	1	1	1	
6	39 1663 11	Plain washer	2	2	2	2	2	2	
7	39 1753 15	Hexagon nut	1	1	1	1	1	1	
8	AB 1510 52	Brake pipe assly front	1	1	1	1	1	1	
9	DD 1610 13	Guide flexible hose	1	1	1	1	1	1	
10	21 1504 22	Packing	2	2	2	2	2	2	
11	24 1504 06	Clamp for sleeve	2	2	2	2	2	2	
12	24 1504 07	Sleeve	2	2	2	2	2	2	
13	22 1504 35	Hex bolt	2	2	2	2	2	2	
14	Bg 1138 04	Clamp brake pipe	2	2	2	2	2	2	NI
15	Bg 1310 01	Assembly brake pipe	-	-	-	1	-	-	NI
16	BG 1318 06	Hose assly brake tmc	-	-	-	1	-	-	NI
17	BG 1318 04	Pipe brake left	-	-	-	1	-	-	NI
18	BG 1318 05	Pipe brake right	-	-	-	1	-	-	NI
19	AD 5110 21	Connector three way	-	-	-	2	-	-	NI



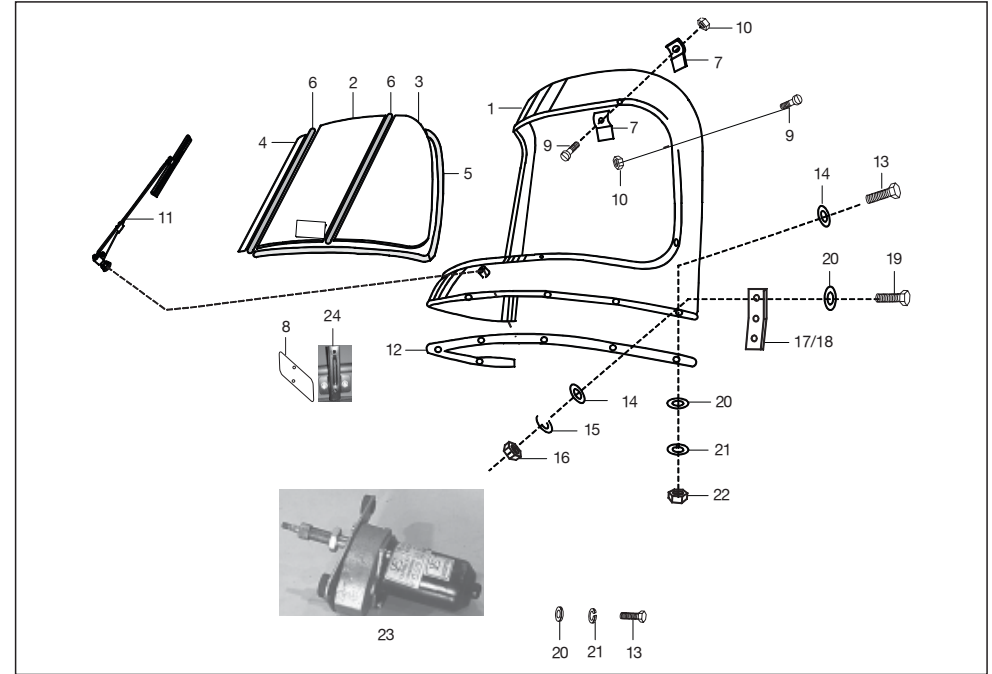
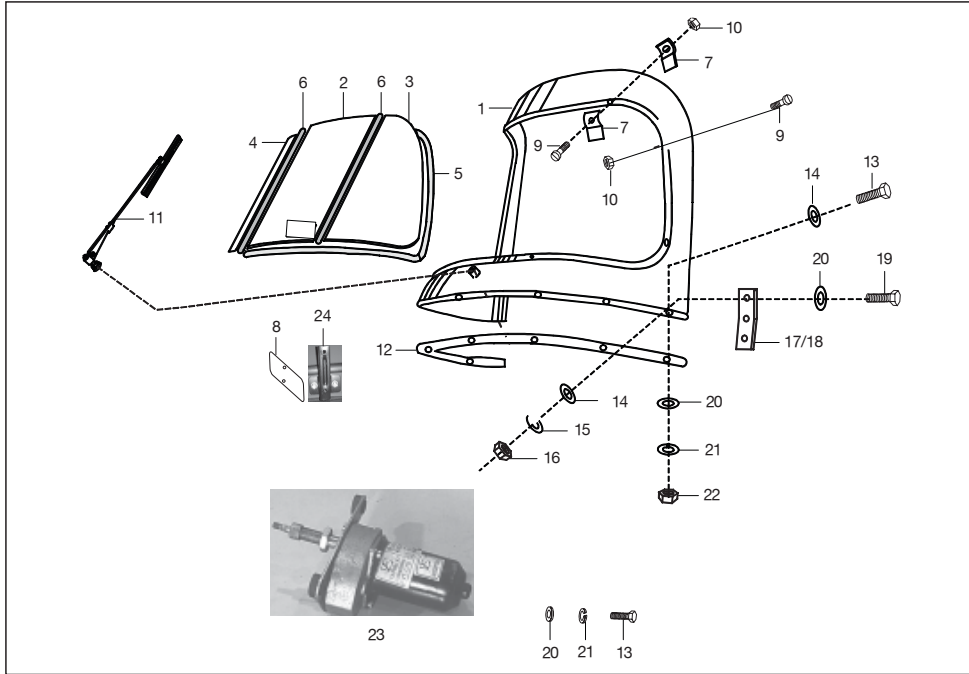
No.	Part No.	Description	QTY/VEH-205			QTY/VEH-205 D			Remarks
			PET	CNG	LPG	PET	CNG	LPG	
1	AF 1910 06	Choke cable comp	1	1	1	--	-	-	
1a	AF 1910 07	Choke cable comp	--	--	--	1	1	1	
2	AA 1910 79	Cable complete accelerator	1	1	1	1	1	1	
3	AA 1910 85	Clutch cable complete	1	--	--	1	-	-	
3a	AF 1910 09	Clutch cable complete	-	1	1	-	1	1	
4	AA 1910 82	Cable assy gear comp.(white)	1	1	1	1	1	1	
5	AA 1910 83	Cable assy gear comp.(Black)	1	1	1	1	1	1	
6	BG 1318 02	Cable assly. H/Br. front	1	1	1	1	1	1	
7	24 1510 59	Cable assly. H/Br. rear LH	2	2	2	2	2	2	
7a	24 1510 60	Cable assly. H/Br. rear RH	1	1	1	1	1	1	
8	AA 1910 68	Rev. cable assly.	--	1	1	--	1	--	
8	AA 1910 84	Cable reverse complete	1	-	-	1	-	1	
9	AL 1910 39	Knob	1	1	1	1	1	1	
10	39 0291 15	Nut	1	1	1	1	1	1	
11	05 1910 46	screw terminal assy	1	--	--	--	--	-	NI



No.	Part No.	Description	QTY/VEH-205			QTY/VEH-205 D			Remarks
			PET	CNG	LPG	PET	CNG	LPG	
1	AA 2312 11	Body assembly complete	1	--	--	1	--	--	Alt-52AF0084
1	AF 2311 72	Body assembly complete	--	1	1	--	1	1	111111
2a	BA 2310 58	Rear door assembly	--	1	1	--	1	1	NS
3	39 0096 04	Bolt	2	2	2	2	2	2	
4	39 0199 11	Plain washer	2	2	2	2	2	2	
5	39 0264 12	Spring washer	2	2	2	2	2	2	
6	39 0293 15	Hexagon nut	2	2	2	2	2	2	
7	01 1401 16	Bolt	2	2	2	2	2	2	
8	39 0147 08	Split pin	2	2	2	2	2	2	
9	22 2301 40	Handle	2	2	2	2	2	2	
10	39 0044 01	Screw	4	4	4	4	4	4	
11	39 1830 12	Spring washer	4	4	4	4	4	4	
12	39 0291 15	Hexagon nut	4	4	4	4	4	4	
13	24 2301 98	Rubber pad	4	4	4	4	4	4	
14	24 2312 45	Knob for rear door	--	2	2	--	2	2	
15	24 2301 76	Knob complete	1	1	1	1	1	1	

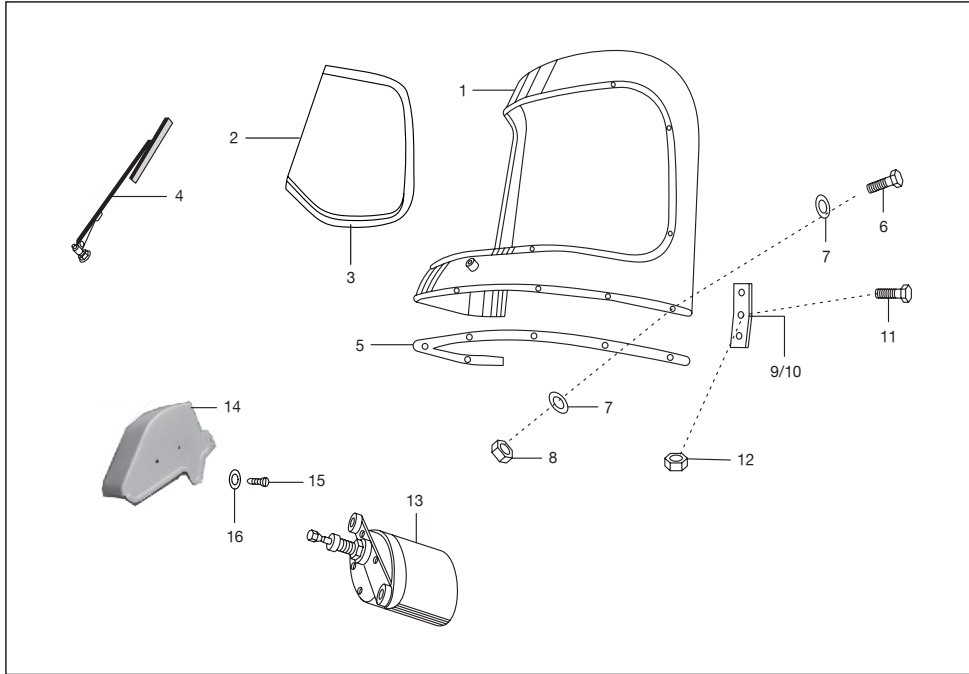


No.	Part No.	Description	QTY/VEH-205			QTY/VEH-205 D			Remarks
			PET	CNG	LPG	PET	CNG	LPG	
16	01 1607 17	Lock clip	1	1	1	1	1	1	
17	24 2301 97	LOCK FOR DOOR	1	1	1	1	1	1	
18	24 2314 99	Side panel cover	2	2	2	2	2	2	
19	AF 2010 81	Engine cabin light.	1	1	1	1	1	1	
20	24 2015 15	Bulb 12v 10w	1	1	1	1	1	1	
21	39 2208 04	Flange bolt	2	2	2	2	2	2	
22	39 1681 04	Flange bolt	8	8	8	8	8	8	For Body mtg.
23	39 0230 11	Plain washer	8	8	8	8	8	8	For Body mtg.
24	39 2479 15	Flange nut	8	8	8	8	8	8	For Body mtg.
25	AP 2310 21	Plate assly air intake	1	1	1	1	1	1	
26	AA 1810 14	Lock Fuel filling door with key	1	1	1	1	1	1	
27	24 2315 82	Door assly. side filling	1	--	--	1	--	--	
28	22 1608 05	Door assembly toolbox	1	1	1	--	--	--	
29	Af 2310 10	Lock cng filling cover	1	1	1	1	1	1	

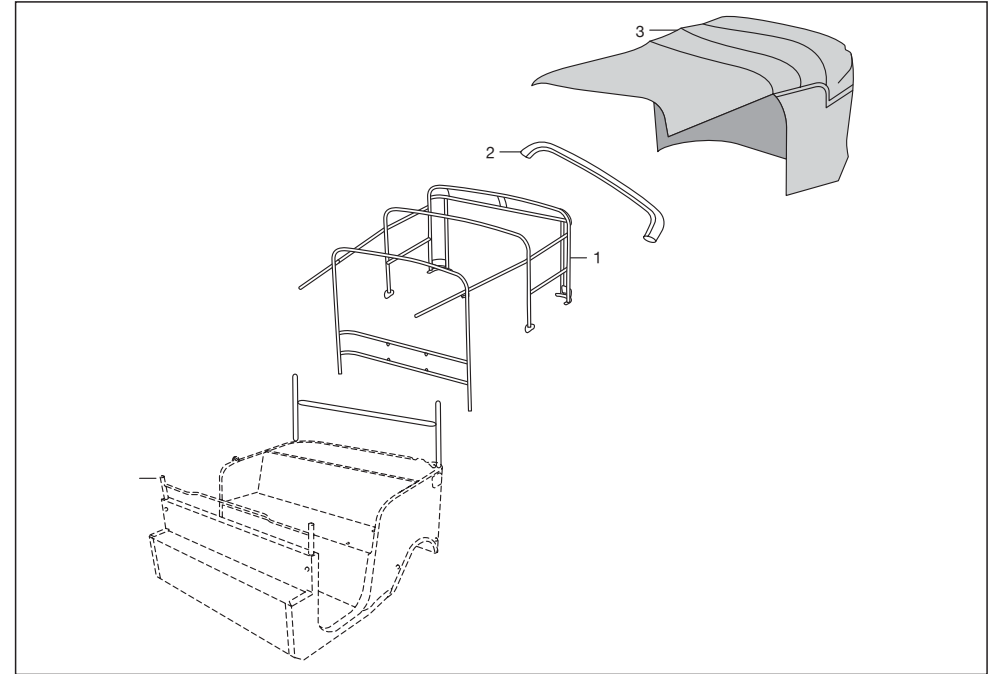


No.	Part No.	Description	QTY/VEH-205			QTY/VEH-205 D			Remarks
			PET	CNG	LPG	PET	CNG	LPG	
1	24 2313 40	Windshield assembly	1	--	--	--	1	1	Alt-52AL0278
2	22 2312 58	Central glass (Laminated Saf.)	1	1	1	--	--	--	
3	24 2314 52	Side glass L.H.	1	1	1	--	--	--	
4	24 2314 53	Side glass R.H.	1	1	1	--	--	--	
5	22 2311 42	Rubber beading with key	1	1	1	--	--	--	
6	24 2314 84	Vertical stripe/ key	2	2	2	--	--	--	
7	22 2312 80	Strip For w ' Shield Glass	8	8	8	--	--	--	N.I
8	22 2312 81	No. Plate	2	2	2	--	--	--	
9	39 0074 04	Screw - M4	8	8	8	--	--	--	
10	39 0287 15	Hexagon nut	8	8	8	--	--	--	
11	22 2306 35	Wiper assembly	1	1	1	--	--	--	
12	AL 2412 85	Packing shield and w shield	1	1	1	--	--	--	
13	39 0085 04	Bolt	11	11	11	--	--	--	
14	39 0258 11	Plain washer	18	18	18	--	--	--	
15	39 1830 12	Spring washer	9	9	9	--	--	--	

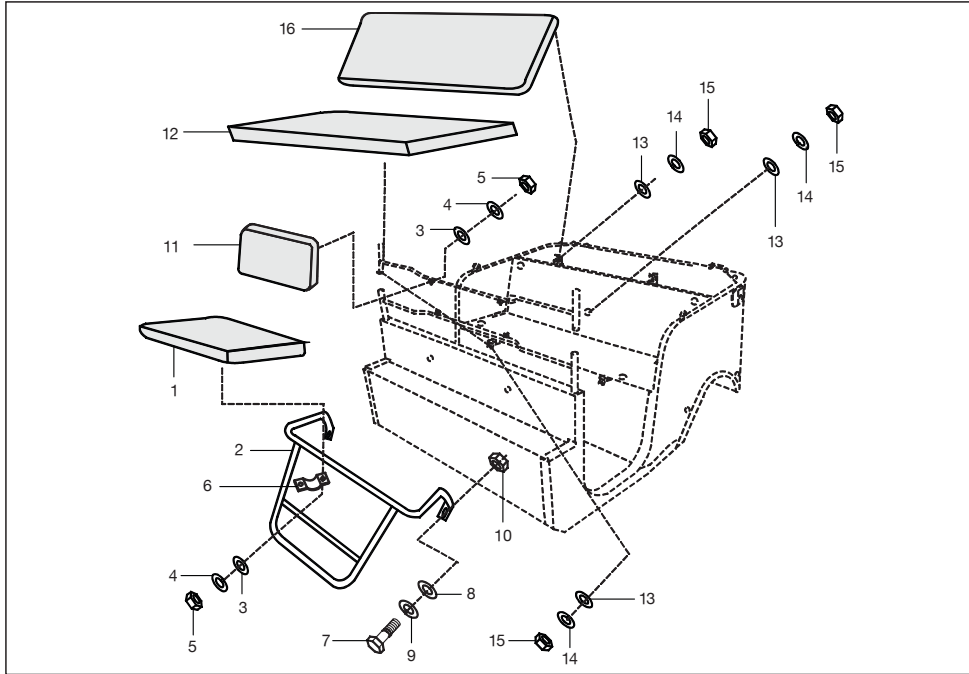
No.	Part No.	Description	QTY/VEH-205			QTY/VEH-205 D			Remarks
			PET	CNG	LPG	PET	CNG	LPG	
16	39 0291 15	Hexagon nut	9	9	9	--	--	--	
17	AB 2310 09	Joint plate L.H.	1	1	1	--	--	--	
18	AB 2310 08	Joint plate R.H.	1	1	1	--	--	--	
19	39 0071 04	Hexagon bolt	6	6	6	--	--	--	
20	39 0197 11	Plain washer	14	14	14	--	--	--	
21	39 0262 12	Spring washer	8	8	8	--	--	--	
22	39 0291 15	Hexagon nut	6	6	6	--	--	--	
23	24 2014 08	Wiper motor	--	1	1	--	--	--	
23a	AP 2010 57	Wiper motor	1	--	--	--	--	--	
24	22 1612 38	Bracket fr. no. plate	1	1	1	--	--	--	
25	22 1612 21	Plate number	2	2	2	2	2	2	



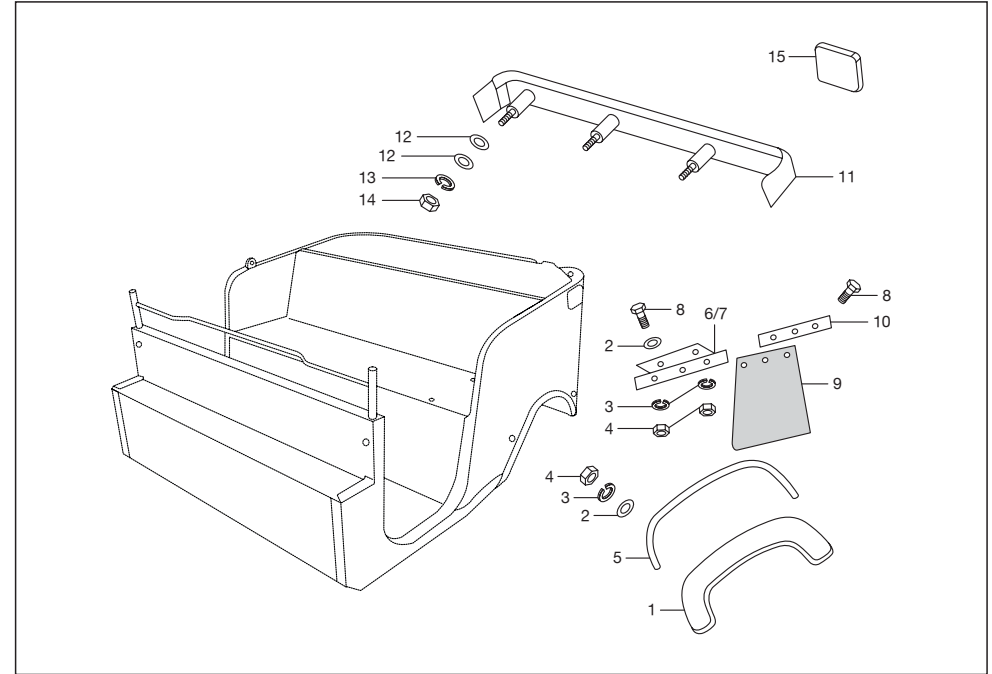
No.	Part No.	Description	QTY/VEH-205			QTY/VEH-205 D			Remarks
			PET	CNG	LPG	PET	CNG	LPG	
1	AL 2410 25	Wind shield assly	--	--	--	1	1	1	Alt-52Al0278
2	AA2310 22	Glass one piece (windshield)	--	--	--	1	1	1	
3	AA 2310 26	Rubber beading	--	--	--	1	1	1	
4	AL 2410 23	Wiper blade assly	--	--	--	1	1	1	
5	AL 2412 85	Packing for shield & wind shield	--	--	--	1	1	1	
6	39 0085 04	Bolt	--	--	--	9	9	9	
7	39 0258 11	Plain washer	--	--	--	18	18	18	
8	39 2484 15	Flange nut	--	--	--	9	9	9	
9	AB 2310 09	Joint plate LH	--	--	--	1	1	1	
10	AB 2310 08	Joint plate RH	--	--	--	1	1	1	
11	39 0071 04	Bolt hex head	--	--	--	4	4	4	
12	39 2484 15	Flanged nut	--	--	--	4	4	4	
13	AP 2010 57	Wiper motor	1	--	--	1	1	1	
14	AL 1612 32	Cover wiper motor	--	--	--	1	1	1	
15	39 1698 01	Screw pan cross	--	--	--	2	2	2	



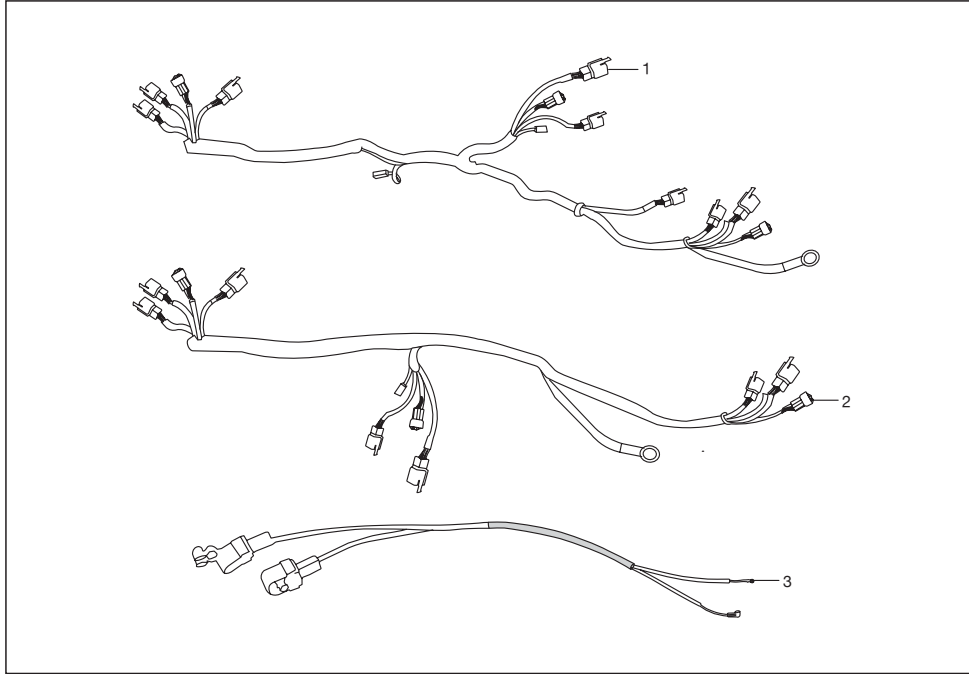
No.	Part No.	Description	QTY/VEH-205			QTY/VEH-205 D			Remarks
			PET	CNG	LPG	PET	CNG	LPG	
1	24 2304 01	Hood frame assembly	1	1	1	1	1	1	NI
2	22 2311 55	Hood stick assly	1	1	1	1	1	1	
3	24 2315 47	Hood complete black	1	--	--	--	--	--	
3	24 2313 70	Hood complete Black	--	1	1	1	1	1	
3a	24 2315 48	Hood complete yellow	1	--	--	--	--	--	
3	AS 2300 10	Hood complete yellow	--	1	1	1	1	1	
3c	AS 2300 06	Hood complete black	--	--	--	--	1	1	
4	24 2315 62	Tube assly cross bar	1	1	1	1	1	1	



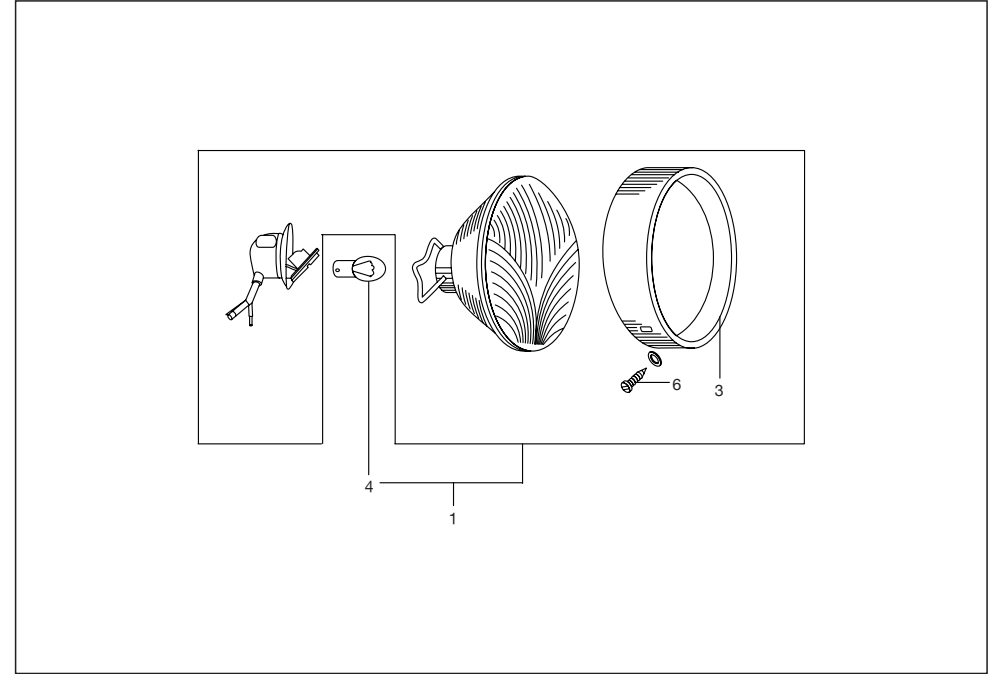
No.	Part No.	Description	QTY/VEH-205			QTY/VEH-205 D			Remarks
			PET	CNG	LPG	PET	CNG	LPG	
1	AA 2311 40	Driver seat assembly	1	1	1	--	--	--	
1a	24 2315 65	Driver seat assembly	--	--	--	1	1	1	
2	AP 1610 54	Frame assembly driver seat	1	1	1	1	1	1	
3	39 0197 11	Plain washer	8	8	8	8	8	8	
4	39 1830 12	Spring washer	8	8	8	8	8	8	
5	39 0291 15	Hexagon nut	8	8	8	8	8	8	
6	24 2311 46	Clip	2	2	2	2	2	2	
7	39 2481 04	Bolt	2	2	2	2	2	2	
8	39 0230 11	Plain washer	2	2	2	2	2	2	
9	39 0265 12	Spring washer	2	2	2	2	2	2	
10	39 0294 15	Nut	2	2	2	2	2	2	
11	24 2315 66	assembly driver's backrest	--	--	--	1	1	1	
11	AF 2310 78	Backrest driver black-indonesia	1	1	1	--	--	--	
11a	24 2315 66	Backrest driver black-indonesia	--	--	--	1	1	1	
12	AF 2310 79	Passenger seat assembly	1	1	1	--	--	--	
12a	AA 2311 10	Passenger seat assembly	--	--	--	1	1	1	
13	39 0211 11	Plain washer	5	5	5	5	5	5	
14	39 1830 12	Spring washer	5	5	5	5	5	5	
15	39 0292 15	Hexagon nut	5	5	5	5	5	5	
16	AA 2311 41	Passenger backrest	1	1	1	--	--	--	
16a	24 2110 09	Passenger backrest	--	--	--	1	1	1	
17	24 2314 21	spacer behind pass backrest	3	3	3	3	3	3	
18	AA 2311 29	Damper for seat driver	3	3	3	3	3	3	NI



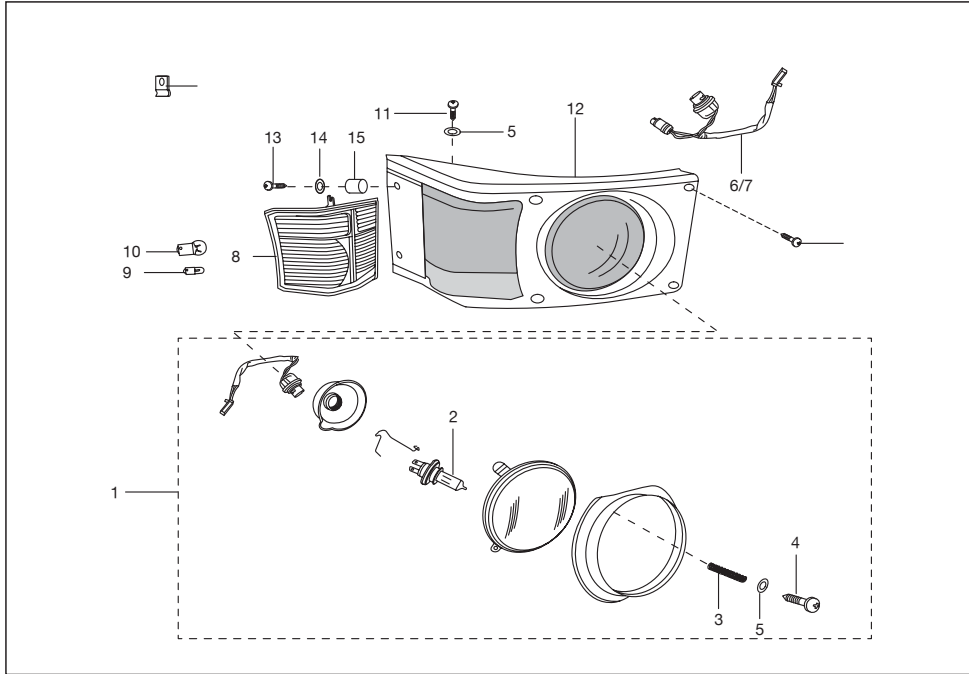
No.	Part No.	Description	QTY/VEH-205			QTY/VEH-205 D			Remarks
			PET	CNG	LPG	PET	CNG	LPG	
1	25 2310 62	Rear mudguard assly.	2	2	2	2	2	2	
2	39 0197 11	Plain washer	12	12	12	12	12	12	
3	39 0262 12	Spring washer	20	20	20	20	20	20	
4	39 0291 15	Hexagonal nut	20	20	20	20	20	20	
5	25 2310 64	Beading for rear mudguard	2	2	2	2	2	2	
6	24 2310 90	Angle L.H	1	1	1	1	1	1	
7	24 2310 91	Angle R.H	1	1	1	1	1	1	
8	39 0071 04	Hexagonal bolt	10	10	10	10	10	10	
9	24 2301 85	Mudflap	2	2	2	2	2	2	
10	24 2311 57	Strip RE mudguard flap	2	2	2	2	2	2	
11	52 2403 95	Bumper SF painted in- yellow+reflect	1	1	1	1	1	1	
12	39 0230 11	Plain washer	6	6	6	6	6	6	
13	39 1828 12	Spring washer	3	3	3	3	3	3	
14	39 0294 15	Nut	3	3	3	3	3	3	
15	AA 2011 48	Reflex reflector	2	2	2	2	2	2	



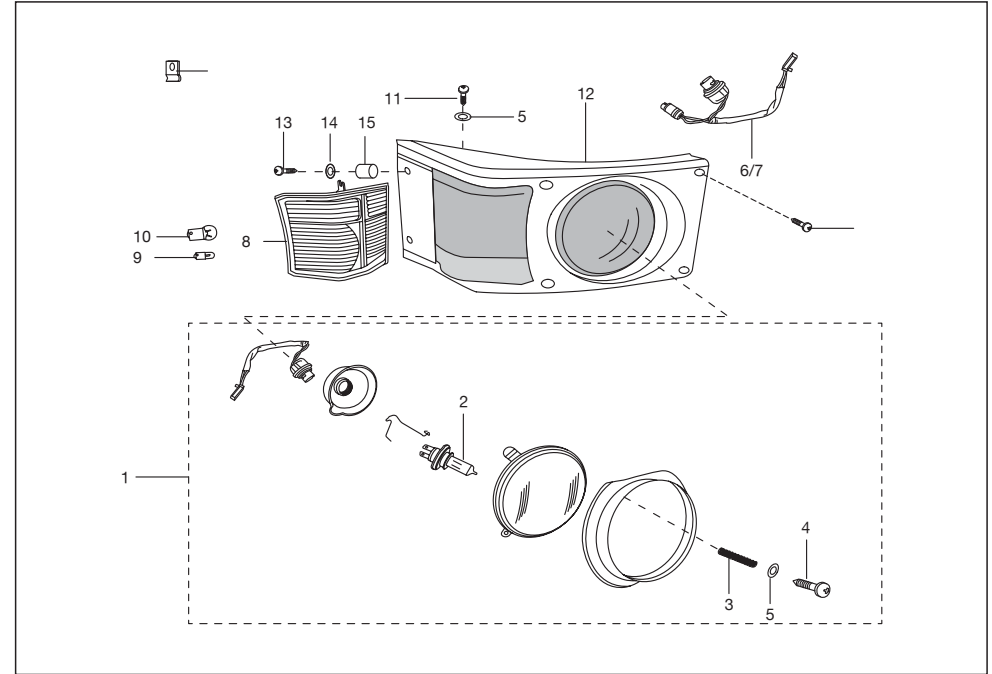
No.	Part No.	Description	QTY/VEH-205			QTY/VEH-205 D			Remarks
			PET	CNG	LPG	PET	CNG	LPG	
1	AA 2012 57	Wiring harness front	1	--	--	--	--	--	
1	AF 2011 75	Wiring harness front	--	1	--	--	--	--	
1a	AM 2010 90	Wiring harness front	--	--	1	--	--	--	
1b	AA 2012 60	Wiring harness front	--	--	--	1	--	--	
1c	AF 2011 81	Wiring harness front	--	--	--	--	1	--	
1d	AM 2011 01	Wiring harness front	--	--	--	--	--	1	
2	AA 2012 36	Wiring harness chassis	1	--	--	1	--	--	
2a	AF 2011 63	Wiring harness chassis	--	1	--	--	1	--	
2b	AM 2010 78	Wiring harness chassis	--	--	1	--	--	1	
3	AA 2012 48	Cable assly	1	--	--	1	--	--	
3a	AM 2010 75	Cable assly	--	1	1	--	1	1	
4	Af 2010 76	switch battery cut-off	--	1	1	--	1	1	NI



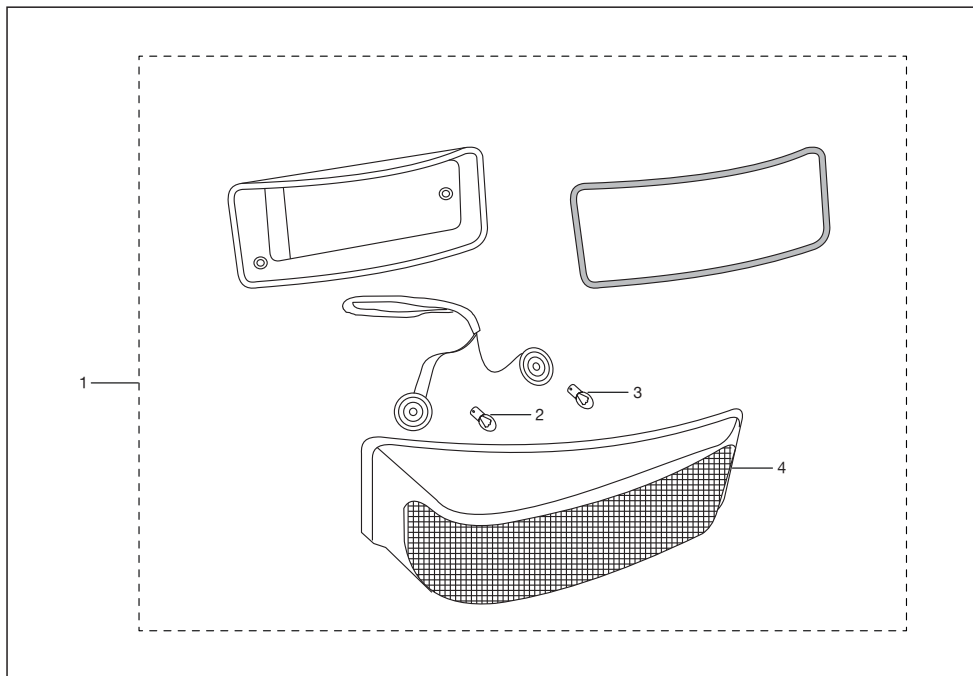
No.	Part No.	Description	QTY/VEH-205			QTY/VEH-205 D			Remarks
			PET	CNG	LPG	PET	CNG	LPG	
1	AB 2010 72	Head lamp assly comp.	1	1	1	--	--	--	
2	AB 2010 68	Head lamp rim	1	1	1	--	--	--	
3	25 2010 09	Lamp 12V 35/35W	2	2	2	--	--	--	
4	39 0006 01	Csk/ round head screw-M4	2	2	2	--	--	--	



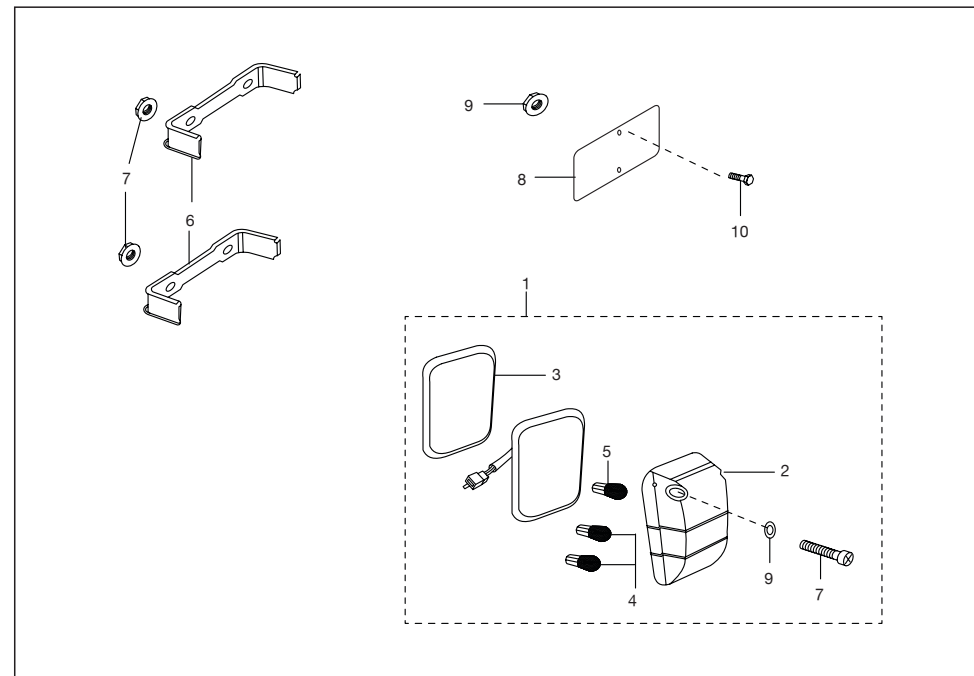
No.	Part No.	Description	QTY/VEH-205			QTY/VEH-205 D			Remarks
			PET	CNG	LPG	PET	CNG	LPG	
1	AL 2010 65	H/L assly. LH	--	--	--	1	1	1	
1a	AL 2010 66	H/L assly. RH	--	--	--	1	1	1	
2	CL 2010 23	Lamp 12V-35/35w-HS1	--	--	--	2	2	2	
3	AL 2010 32	Spring - head lamp MTG	--	--	--	6	6	6	
4	39 0758 01	Screw pan cross-M5	--	--	--	6	6	6	
5	39 1839 11	Plain washer	--	--	--	14	14	14	
6	AL 2010 43	Cable assly.-front light LH	--	--	--	1	1	1	
7	AL 2010 44	Cable assly.-front light RH	--	--	--	1	1	1	
8	AL 2010 51	Ind assly. front LH/ lamp	--	--	--	1	1	1	
8a	AL 2010 17	Ind assly. front RH/ lamp	--	--	--	1	1	1	
9	06 2010 82	Lamp 12V 5W	--	--	--	2	2	2	
10	06 2010 83	Lamp 12V 10W	--	--	--	2	2	2	
11	39 0921 01	Screw pan cross	--	--	--	8	8	8	
12	BG 1138 02	Head lamp-blinker Hsg LH	--	--	--	1	1	1	
12a	BG 1138 03	Head lamp-blinker Hsg RH	--	--	--	1	1	1	
13	39 0921 01	Screw pan	--	--	--	4	4	4	
14	31 902 04	Plain washer	--	--	--	8	8	8	



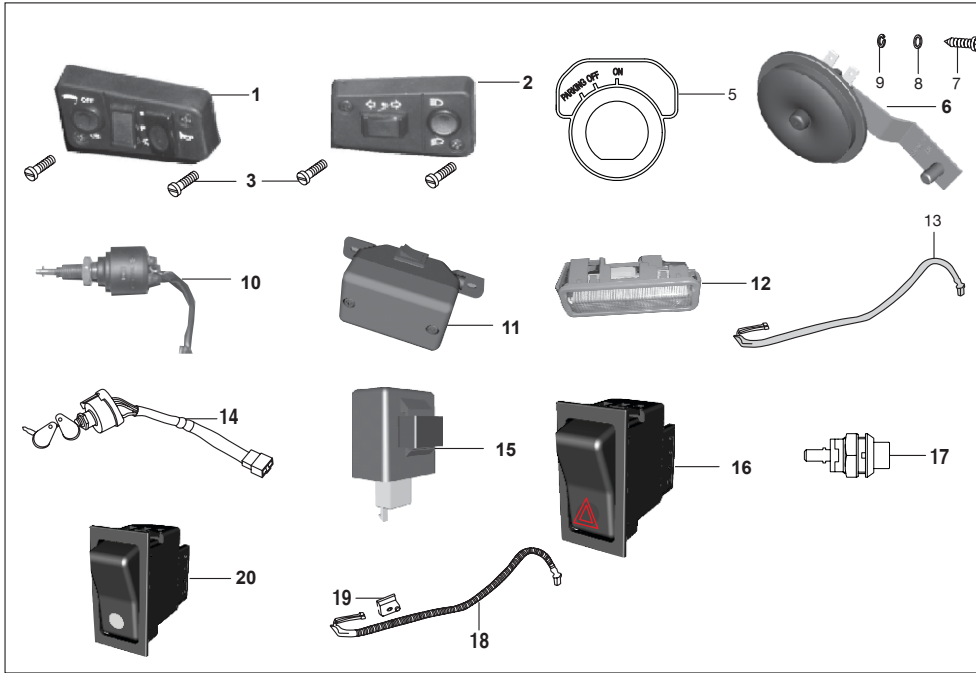
No.	Part No.	Description	QTY/VEH-205			QTY/VEH-205 D			Remarks
			PET	CNG	LPG	PET	CNG	LPG	
14	39 0242 11	Plain washer	--	--	--	8	8	8	
15	AL 1611 91	Spacer	--	--	--	4	4	4	
16	AP 1610 80	flap asy lh headlamp housing	--	--	--	1	1	1	NI
17	AP 1610 82	flap asy rh headlamp housing	--	--	--	1	1	1	NI



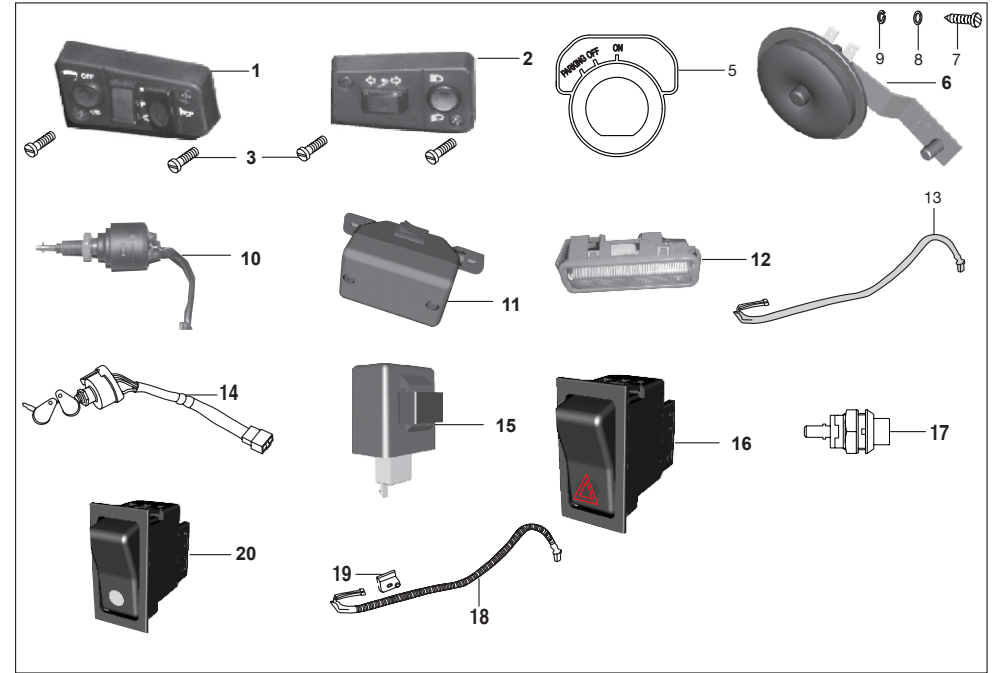
No.	Part No.	Description	QTY/VEH-205			QTY/VEH-205 D			Remarks
			PET	CNG	LPG	PET	CNG	LPG	
1	AA 2010 91	Front light assly. LH	1	1	1	-	-	-	
1a	AA 2010 93	Front light assly. RH	1	1	1	-	-	-	
2	06 2010 83	Lamp 12v 10w	2	2	2	-	-	-	
3	06 2010 82	Lamp 12v 5w	2	2	2	-	-	-	



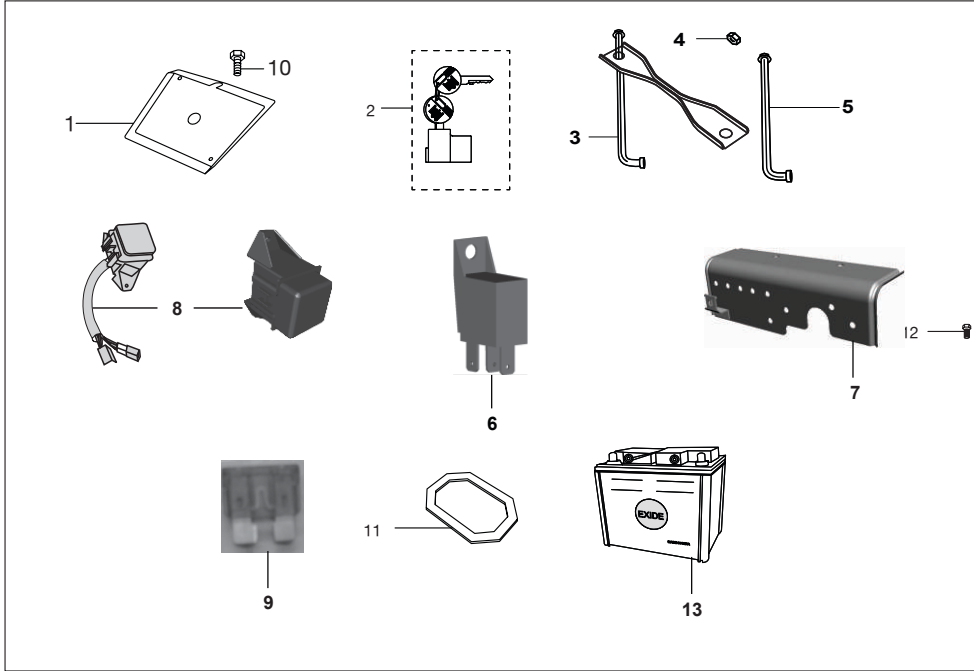
No.	Part No.	Description	QTY/VEH-205			QTY/VEH-205 D			Remarks
			PET	CNG	LPG	PET	CNG	LPG	
1	AA 2012 25	Tail light LH with lamp	1	1	1	1	1	1	NS
1	Aa 2012 26	Tail light RH with lamp	1	1	1	1	1	1	
2	AA 2011 61	Lens tail lamp	1	1	1	1	1	1	
2a	AC 2010 20	Lens for tail light	1	1	1	1	1	1	
3	AC 2010 21	Packing for tail light LH & RH	2	2	2	2	2	2	
4	06 2010 83	Lamp 12v 10W	4	4	4	4	4	4	
5	AA 2012 27	Lamp 12V 18/5W	2	2	2	2	2	2	
6	AA 2010 90	Mounting bracket tail light RH	1	1	1	1	1	1	
7	39 0798 15	Flange Nut	8	8	8	8	8	8	
8	22 1612 21	No. Plate	1	1	1	1	1	1	
9	39 0817 15	Flange nut	2	2	2	2	2	2	
10	39 1680 04	Flanged bolt	2	2	2	2	2	2	



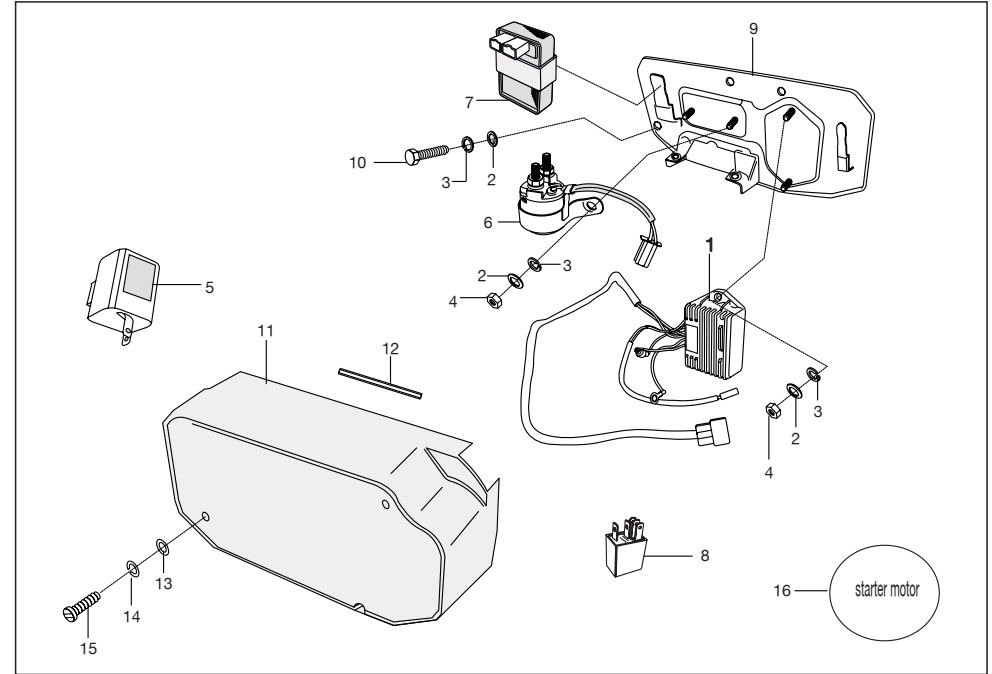
No.	Part No.	Description	QTY/VEH-205			QTY/VEH-205 D			Remarks
			PET	CNG	LPG	PET	CNG	LPG	
1	AA 2012 56	Switch control rh	1	--	--	1	--	--	
2	AL 2010 60	Switch - control :- lh	1	1	1	1	1	1	
3	AL 2010 62	Screw-m4 x 0.7	4	4	4	4	4	4	
4	24 1613 73	Cover for switches	--	--	--	1	--	--	NI
4	24 1614 92	Cover for switches	--	--	--	--	1	1	NI
5	AP 2010 12	Label (parking-off-on)	1	1	1	--	--	--	
6	AA 2012 39	Horn dc 12v with transil diode	1	1	1	1	1	1	
6	AA 2011 95	Horn d.c. (12v) with weld nut	--	1	1	--	--	--	
7	39 1557 04	Bolt - flange	2	2	2	--	--	--	
8	39 0197 11	Washer - plain	2	2	2	2	2	2	
9	39 0262 12	Washer - spring	2	2	2	2	2	2	
10	AF 2010 94	Switch - brake (sealed design)	1	1	1	1	1	1	
11	AF 2010 81	Lamp (light) assembly - cabin with lamp	1	1	1	1	1	1	
12	24 2014 15	Cabin light assy/lamp	--	--	--	1	1	1	
13	24 2014 16	Cable assembly(cabin light)	--	--	--	1	1	1	
14	AF 2010 53	Switch (on-off-on)	--	1	1	--	--	--	
14	AF 2010 89	Switch	--	--	--	--	1	1	
15	AB 2010 76	Relay flasher (hazard)	1	1	1	1	1	1	
16	AB 2010 77	Switch - hazard waring	1	1	1	1	1	1	




No.	Part No.	Description	QTY/VEH-205			QTY/VEH-205 D			Remarks
			PET	CNG	LPG	PET	CNG	LPG	
17	AF 2011 46	Switch-start	1	1	1	1	1	1	
18	24 2014 21	Reverse switch & cable assy.	1	1	1	1	1	1	
19	DJ 2011 09	Switch front brake microswitch	--	--	--	--	1	1	
20	AL 2010 31	Switch (2 position)	--	--	--	1	1	1	
21	BG 4014 01	Ignition parking switch(with key	1	1	1	1	1	1	NI
22	36 AA40 14	Kit ignition parking switch	1	--	--	--	--	--	NI
23	36 AF00 18	Kit ignition parking switch	--	1	1	--	--	--	NI
24	36 BG00 04	Kit ignition parking switch	--	--	--	1	1	1	NI



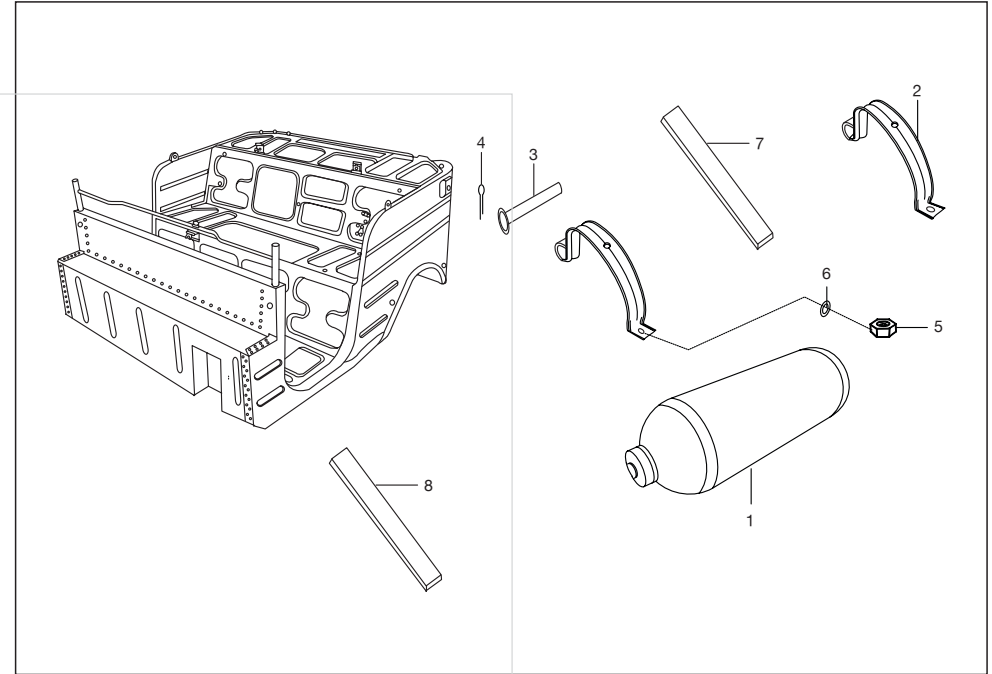
No.	Part No.	Description	QTY/VEH-205			QTY/VEH-205 D			Remarks
			PET	CNG	LPG	PET	CNG	LPG	
1	AF 1610 94	Tray battery	1	1	1	1	1	1	
1	BG 1138 05	Tray battery	1	1	1	1	1	1	
2	BB 2010 30	Lock battery m6 with key	1	1	1	1	1	1	
2	36 AL00 17	Kit lock - battery withkey	1	1	1	1	1	1	
3	AN 1610 74	Clamp assembly battery	1	1	1	1	1	1	
4	39 0817 15	Nut - hexagon with flange :- m6	2	2	2	1	1	1	
5	AN 1610 75	Rod tie battery	1	1	1	1	1	1	
6	AL 2010 12	Relay head light	1	1	1	1	1	1	
7	AP 2010 37	Plate - electrical units (front)	1	1	1	1	1	1	
8	AA 2011 90	Fuse box assy/fuse(haz sw pigtl)	1	--	--	--	--	--	
8	AF 2011 41	Fuse box assembly with fuse	--	1	--	--	--	--	
8	AM 2010 60	Fuse box assembly(hazd swpigtail)	--	--	1	--	--	--	
8	AA 2011 85	Box assembly with fuse re4s indonesia	--	--	--	1	--	--	
8	AN 2010 12	Fuse box assy/fuse	--	--	--	--	1	1	
9	AK 2010 12	Fuse - 10a (blade type)	6	6	6	6	6	6	
9	DG 2010 84	Fuse :- 30 amps (blade type)	1	1	1	1	1	1	
10	39 1681 04	Bolt - flange :- m8	2	2	2	2	2	2	
11	BA 1610 29	Packing - battery clamp	1	1	1	1	1	1	
12	39 2208 04	Bolt - hexagon head with flange :- m5	1	1	1	1	1	1	
13	AM 2010 76	Assembly battery cutoff & cable	--	1	1	--	1	1	



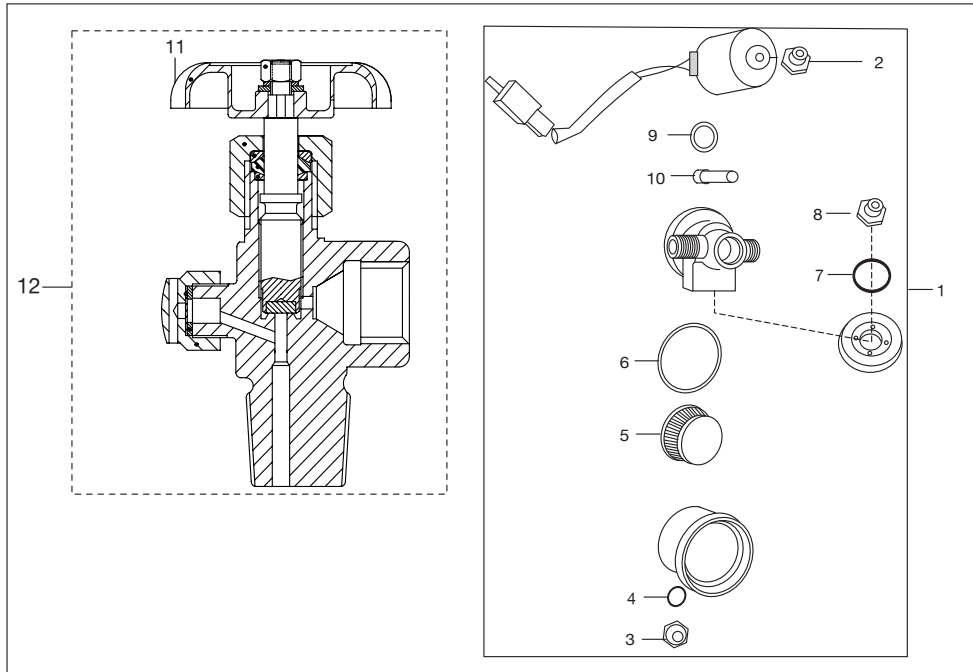
No.	Part No.	Description	QTY/VEH-205			QTY/VEH-205 D			Remarks
			PET	CNG	LPG	PET	CNG	LPG	
1	AF 2010 36	Assly. regulator	1	1	1	1	1	1	
2	39 0198 11	Plain washer	8	8	8	8	8	8	
3	39 0263 12	Spring washer	8	8	8	8	8	8	
4	39 0291 15	Hex nut	5	5	5	5	5	5	
5	AB 2010 76	Assembly D.C.Flasher	1	1	1	1	1	1	
6	AA 2010 12	Starter relay	1	1	1	1	1	1	
6	AF 2010 01	Relay	1	--	--	1	--	--	
7	AA 1111 07	DC ignitor and gas controller	1	--	--	1	--	--	
7	AA 1111 10	DC ignitor and gas controller	1	--	--	1	--	--	FR.16.11.2011
7	AN 1110 14	DC ignitor and gas controller	--	1	1	--	1	1	
8	AL 2010 12	Relay head Lamp	1	1	1	1	1	1	
9	AA 1610 60	Plate assly.mtg. electrical units	1	1	1	1	1	1	
10	39 0944 04	Bolt	3	3	3	3	3	3	
11	AA 1610 80	Cover - plate electrical unit	1	1	1	1	1	1	
12	AA 1610 81	Packing - cover	1	1	1	1	1	1	
13	39 0239 11	Plain washer	2	2	2	2	2	2	
14	39 0732 12	Spring washer	2	2	2	2	2	2	
15	39 0696 01	Slotted ch.hd.screw	2	2	2	2	2	2	
16	AA 1110 92	Starter Motor Assly.	1	1	1	1	1	1	



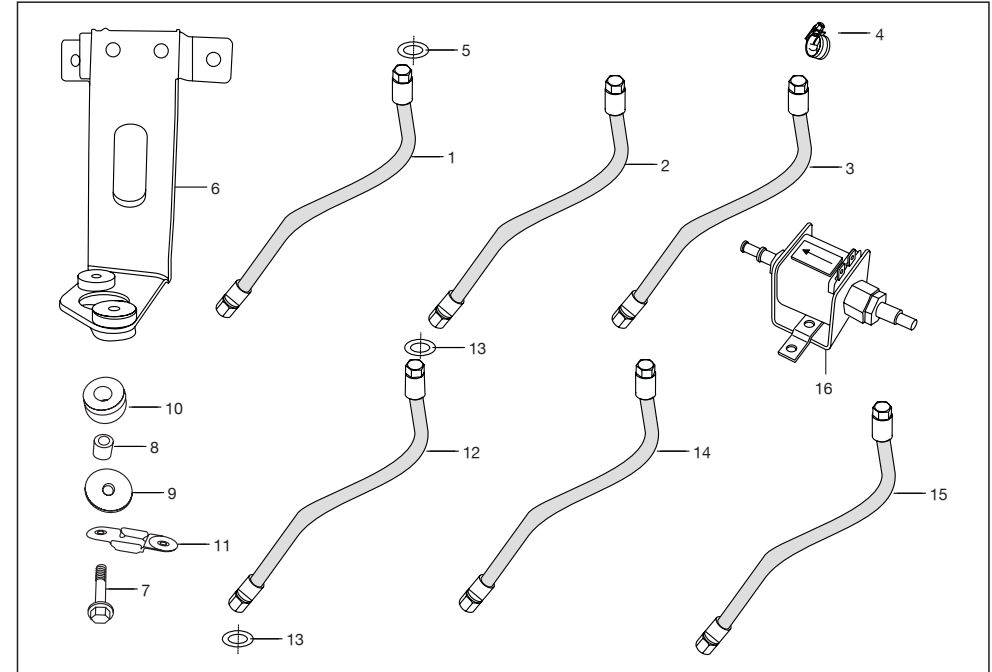
No.	Part No.	Description	QTY/VEH-205			QTY/VEH-205 D			Remarks
			PET	CNG	LPG	PET	CNG	LPG	
1	AB 2210 02	Tool kit complete	1	--	--	--	--	--	
1a	AA 2210 23	Tool kit complete	--	1	1	--	1	1	
2	AA 2210 05	Mirror assly. LH	1	1	1	1	1	1	
3	AA 2210 06	Mirror assly. RH	1	1	1	1	1	1	
4	39 1829 12	Spring washer	2	2	2	2	2	2	
5	39 0296 15	Hex nut	4	4	4	4	4	4	



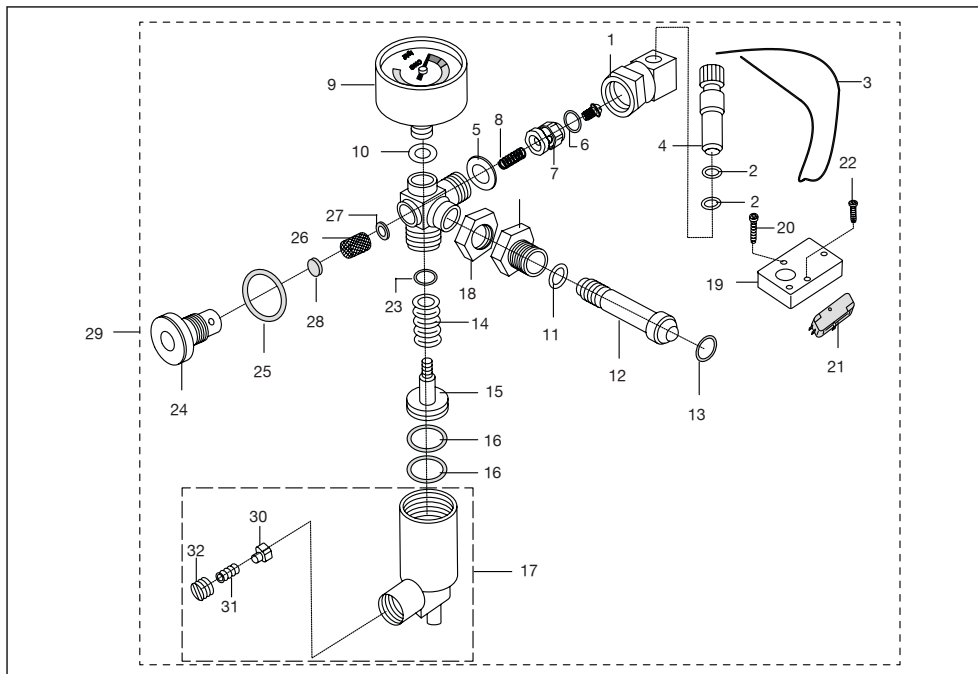
No.	Part No.	Description	QTY/VEH-205			QTY/VEH-205 D			Remarks
			PET	CNG	LPG	PET	CNG	LPG	
1	AM 1410 03	LPG cylinder- vanaz-20 ltr.	--	--	1	--	--	1	
1	AF 1410 59	Cylinder cng wo valve ekc	--	1	--	--	1	--	
1	AF 1410 54	Cylinder cng wo valve worth	--	1	--	--	1	--	
1a	AF 1410 30	CNG cylinder - vanaz kit-30 ltr	--	1	--	--	1	--	N.I.-
2	AF 1610 98	Assly strap	--	2	2	--	2	2	
3	AF 1610 59	Pin for cylinder clamping strip	--	2	2	--	2	2	
4	39 0146 08	Split pin	--	2	2	--	2	2	
5	39 0302 15	Hexagon nut (M10 X1.5)	--	4	4	--	4	4	For clamping cyl.
6	39 02 01 11	Plain washer	--	4	4	--	4	4	For clamping cyl.
7	AF 1610 97	Beading strap	--	2	2	--	2	2	
8	AF 1611 00	Packing lower for gas cylinder	--	2	2	--	2	2	



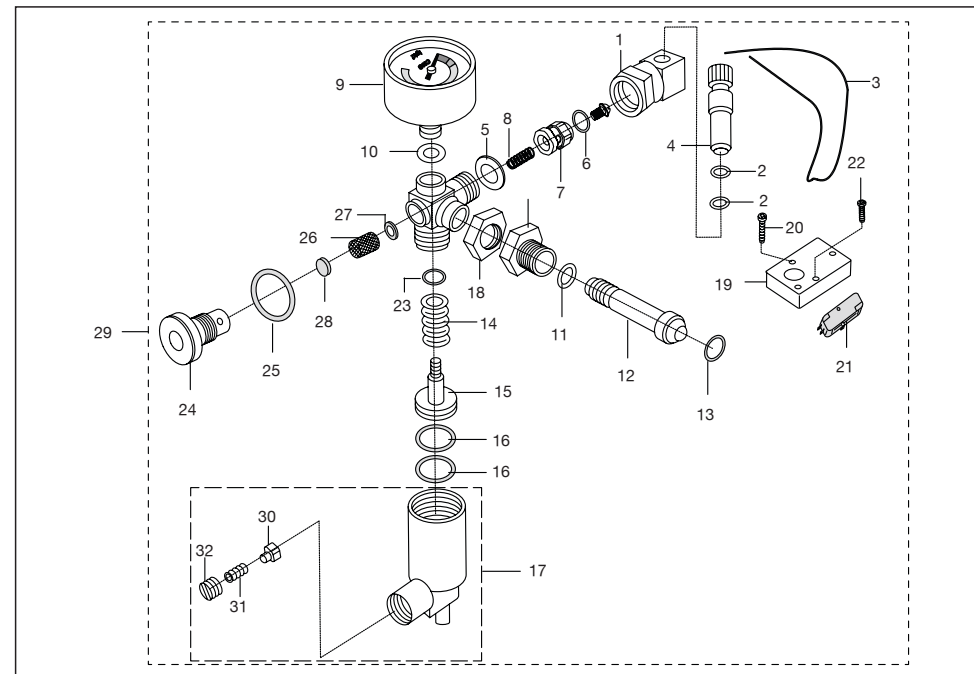
No.	Part No.	Description	QTY/VEH-205			QTY/VEH-205 D			Remarks
			PET	CNG	LPG	PET	CNG	LPG	
1	AF 2010 67	Solenoid -CNG paper filter	--	1	--	--	1	--	
2	AF 1213 27	Lock nut	--	1	--	--	1	--	
3	AF 1213 16	Drain plug	--	1	--	--	1	--	
4	AF 1213 17	'O' ring	--	1	--	--	1	--	
5	AF 1213 19	Paper filter	--	1	--	--	1	--	
6	AF 1213 20	'O' ring	--	1	--	--	1	--	
7	AF 1213 22	'O' ring	--	1	--	--	1	--	
8	AF 1213 23	Bolt	--	1	--	--	1	--	
9	AF 1213 25	'O' ring	--	1	--	--	1	--	
10	AF 1213 26	Plunger assembly	--	1	--	--	1	--	
11	AF 1410 08	Hand wheel	--	1	--	--	1	--	
12	AF 1410 30	Valve for CNG	--	1	--	--	1	--	



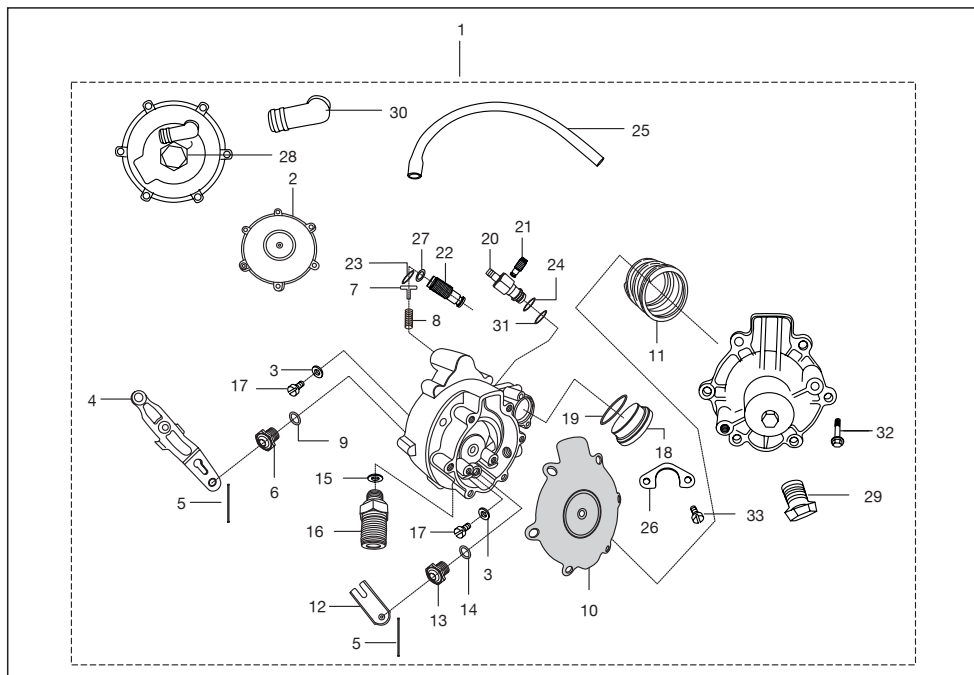
No.	Part No.	Description	QTY/VEH-205			QTY/VEH-205 D			Remarks
			PET	CNG	LPG	PET	CNG	LPG	
1	24 1215 00	Hose HPR to solenoid	--	1	--	--	1	--	
2	24 1214 98	Hose solenoid to LPR	--	1	--	--	1	--	
3	AF 1214 42	Low pressure hose pipe	--	2	--	--	1	--	LPR to Mixture
4	24 1213 54	Hose clip	--	4	--	--	4	--	
5	AF 1210 12	Washer	--	4	--	--	4	--	
6	24 1614 22	Bracket LPR mounting	--	1	1	--	1	1	
7	JS 1720 14	Flange screw	--	2	2	--	2	2	
8	JS 1138 01	Bush LPR	--	2	2	--	2	2	
9	JS 1138 02	Washer	--	2	2	--	2	2	
10	DG 1410 19	Damper	--	2	2	--	2	2	
11	24 1614 23	Guard LPR breather	--	1	1	--	1	1	
12	AM 1211 05	Assly flex. hose -1	--	--	1	--	--	1	Filler to MFV
13	24 1212 44	Washer	--	--	2	--	2	2	
14	24 1214 34	Assly. hose MFV to LPR	--	--	1	--	1	1	
15	JS 5812 23	Hose regulator to mixture	--	--	1	--	1	1	
16	RA 4026 01	Solenoid petrol	--	1	--	--	1	--	
16a	24 1216 56	Solenoid petrol	--	--	1	--	--	1	



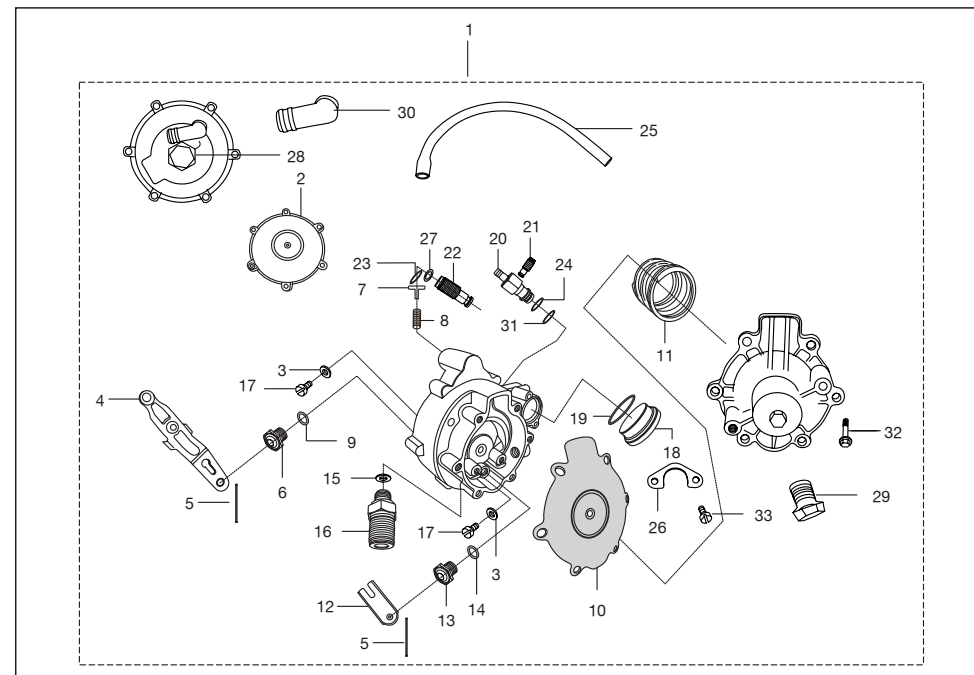
No.	Part No.	Description	QTY/VEH-205			QTY/VEH-205 D			Remarks
			PET	CNG	LPG	PET	CNG	LPG	
1	AF 1210 04	Refueling adaptor	--	1	--	--	1	--	
2	AF 1210 23	'O' ring	--	2	--	--	2	--	
3	AF 1210 24	String	--	1	--	--	1	--	
4	AF 1210 18	Dust plug	--	1	--	--	1	--	
5	AF 1210 25	Washer	--	1	--	--	1	--	
6	AM 1210 26	'O' ring	--	1	--	--	1	--	
7	AF 1210 27	1st stage seat (NRV)	--	1	--	--	1	--	
8	AF 1210 28	Spring	--	1	--	--	1	--	
9	24 2013 33	Pressure gauge	--	1	--	--	1	--	
10	AF 1210 29	Washer	--	1	--	--	1	--	
11	AF 1210 30	Washer	--	1	--	--	1	--	
12	24 1214 56	Connector	--	1	--	--	1	--	
13	AF 1210 32	'O' ring	--	2	--	--	2	--	
14	AF 1210 34	Spring	--	1	--	--	1	--	
15	AF 1211 26	Piston assly.	--	1	--	--	1	--	
16	AF 1210 36	'O' ring	--	2	--	--	2	--	
17	AF 1211 25	1st stage cylinder (SRV) sub assly.	--	1	--	--	1	--	



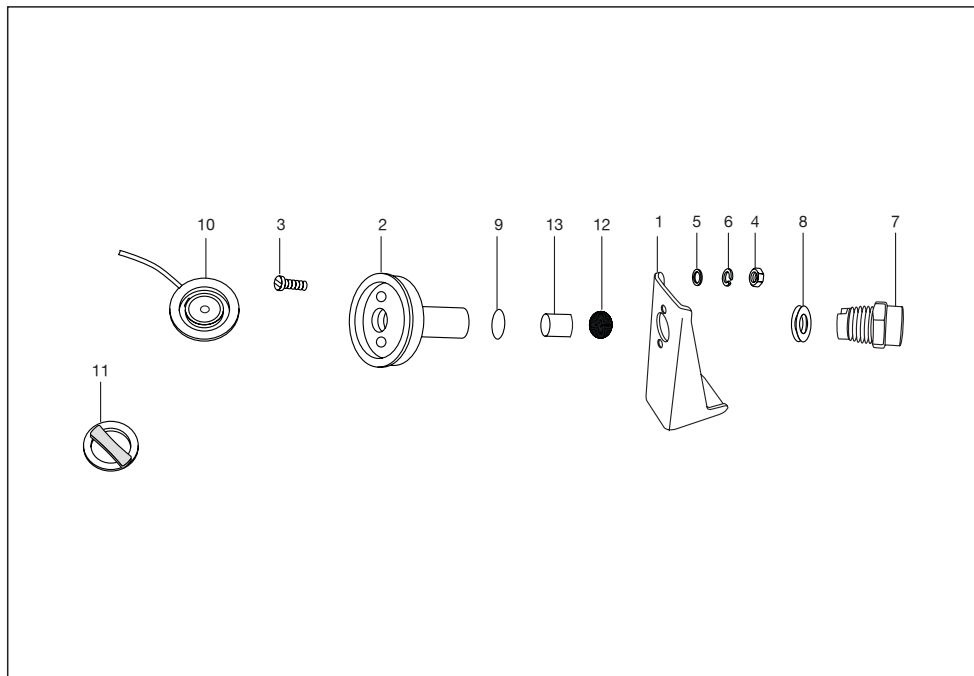
No.	Part No.	Description	QTY/VEH-205			QTY/VEH-205 D			Remarks
			PET	CNG	LPG	PET	CNG	LPG	
18	AF 1210 38	Lock nut	--	1	--	--	1	--	
19	AF 1210 44	Mounting plate	--	1	--	--	1	--	
20	AF 1210 45	Philips screw	--	2	--	--	2	--	
21	AF 2010 10	Micro switch	--	1	--	--	1	--	
22	AF 1210 46	Philips screw	--	2	--	--	2	--	
23	AF 1211 04	'O' ring	--	1	--	--	1	--	
24	AF 1211 05	Retainer	--	1	--	--	1	--	
25	AF 1211 06	'O' ring	--	1	--	--	1	--	
26	AF 1211 07	Filter	--	1	--	--	1	--	
27	AF 1211 08	Washer	--	1	--	--	1	--	
28	AF 1210 84	Pad	--	1	--	--	1	--	
29	24 1214 13	First stage reduction unit	--	1	--	--	1	--	
30	AF 1211 27	Pad holder	--	1	--	--	1	--	
31	AF 1210 39	Relief valve spring	--	1	--	--	1	--	
32	AF 1210 40	Adjusting screw	--	1	--	--	1	--	
33	24 1214 16	Elbow	--	1	--	--	1	--	N.I



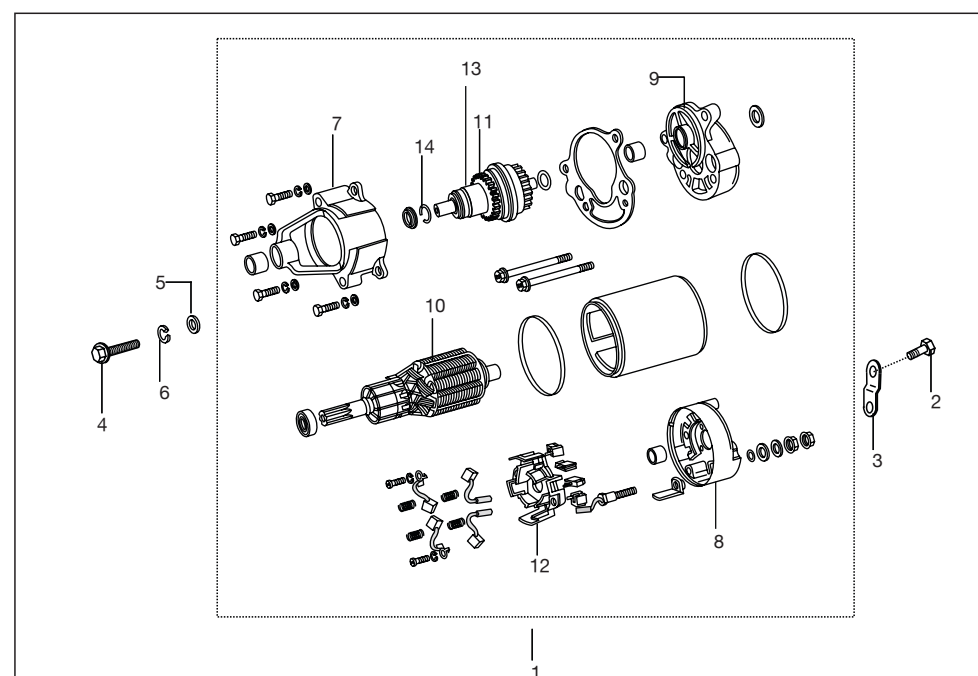
No.	Part No.	Description	QTY/VEH-205			QTY/VEH-205 D			Remarks
			PET	CNG	LPG	PET	CNG	LPG	
1	AF 1214 27	Regulator CNG	--	1	--	--	1	--	N.I
1a	AM 1211 20	Regulator LPG	--	--	1	--	--	1	
2	JS 1720 15	Diaphragm-sub assly.	--	1	1	--	1	1	
3	JS 1720 38	Washer	--	4	4	--	4	4	
4	JS 1720 36	Lever	--	1	1	--	1	1	
5	24 1212 99	Pin lever	--	2	2	--	2	2	
6	AF 1214 28	Seat	--	1	--	--	1	--	
6a	AM 1211 21	O-ring	--	--	1	--	--	1	
7	JS 1720 35	Guide spring	--	1	1	--	1	1	
8	24 1213 04	Spring	--	1	1	--	1	1	
9	24 1213 06	Rubber washer	--	1	1	--	1	1	
10	JS 1720 23	Diaphragm	--	1	1	--	1	1	
11	JS 1720 27	Spring	--	--	1	--	--	1	
11a	24 1215 04	Spring	--	1	--	--	1	--	
12	24 1213 12	Lever sub assly	--	1	1	--	1	1	
13	24 1213 13	Seat	--	1	1	--	1	1	
14	24 1213 14	Rubber washer	--	1	1	--	1	1	
15	24 1213 15	Washer copper	--	1	1	--	1	1	
16	JS 1720 28	Connector inlet	--	--	1	--	--	1	
16a	24 1215 05	Connector inlet	--	1	--	--	1	--	



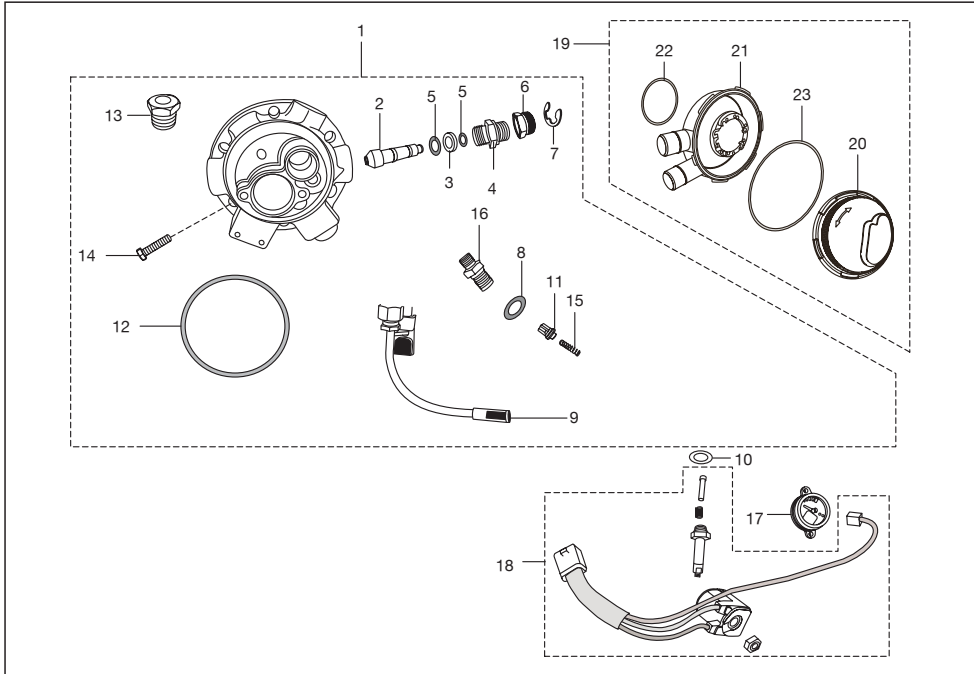
No.	Part No.	Description	QTY/VEH-205			QTY/VEH-205 D			Remarks
			PET	CNG	LPG	PET	CNG	LPG	
17	JS 1720 29	Screw	--	8	8	--	8	8	
18	24 1213 27	Plug	--	1	1	--	1	1	
19	24 1213 21	'O' ring	--	1	1	--	1	1	
20	JS 1720 32	Body -flow control	--	--	1	--	--	1	
20a	24 1215 07	Body -flow control	--	1	--	--	1	--	
21	JS 1720 30	Screw flow control	--	--	1	--	--	1	
21a	24 1215 06	Screw flow control	--	1	--	--	1	--	
22	JS 1720 20	Idling screw	--	1	1	--	1	1	
23	59 2100 17	'O' ring	--	1	1	--	1	1	
24	AF 1211 06	'O' ring	--	1	1	--	1	1	
25	24 1216 49	Breather hose	--	1	1	--	1	1	
26	JS 1720 33	Clamp	--	1	1	--	1	1	
27	AF 1211 04	'O' ring	--	1	1	--	1	1	
28	JS 1720 18	Plug	--	1	1	--	1	1	
29	JS 1720 26	Breather -I	--	1	1	--	1	1	
30	JS 1720 31	Breather -II	--	1	1	--	1	1	
31	AM 121089	'O' ring	--	1	1	--	1	1	
32	JS 1720 19	Flange screw	--	12	12	--	12	12	
33	AF 1210 70	Cheese headed screw	--	4	4	--	4	4	



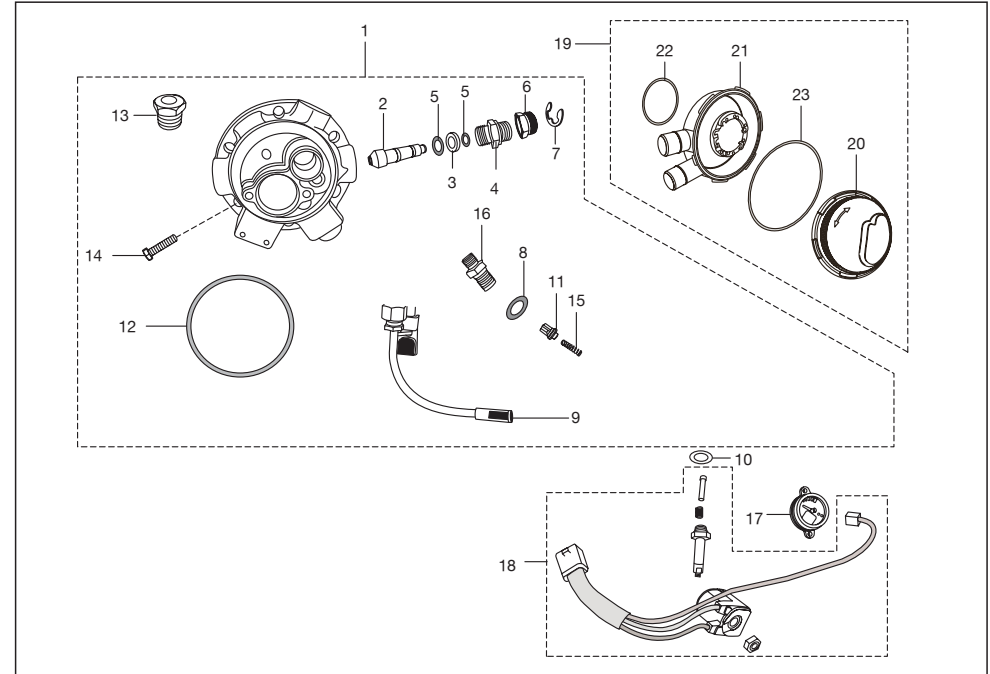
No.	Part No.	Description	QTY/VEH-205			QTY/VEH-205 D			Remarks
			PET	CNG	LPG	PET	CNG	LPG	
1	24 1214 07	BKT. filling valve	--	--	1	--	--	1	
2	24 1212 45	Filler	--	--	1	--	--	1	
3	59 0100 10	Screw csumk for filter	--	--	2	--	--	2	
4	AF 1210 57	Nut	--	--	2	--	--	2	
5	AF 1210 58	Washer	--	--	2	--	--	2	
6	AF 1210 49	Spring washer	--	--	2	--	--	2	
7	24 1213 37	Connector for filler	--	--	1	--	--	1	
8	AF 1210 85	Washer	--	--	1	--	--	1	
9	CX 1410 46	'O ring	--	--	1	--	--	1	
10	24 1213 94	Cap	--	--	1	--	--	1	
11	24 1213 93	Knob	--	--	1	--	--	1	
12	CX 1410 44	Steel ball	--	--	1	--	--	1	
13	CX 1410 45	Spacer	--	--	1	--	--	1	



No.	Part No.	Description	QTY/VEH-205			QTY/VEH-205 D			Remarks
			PET	CNG	LPG	PET	CNG	LPG	
1	AA 1110 92	Starter motor Varroc make	1	1	1	1			
2	39 1791 04	Flange bolt	1	1	1	1			
3	AA 1110 55	Support bracket assly.	1	1	1	1			
4	39 2234 04	Hex flange bolt	3	3	3	3			
5	39 0198 11	Plain washer	2	2	2	2			
6	39 1826 12	Spring washer	2	2	2	2			
7	AA 1110 93	Drive end bracket	1	1	1	1			
8	AA 1110 79	Rear end cover	1	1	1	1			
9	AA 1110 81	Intermediate bracket Assly	1	1	1	1			
10	AA 1110 82	Armature assly.	1	1	1	1			
11	AA 1110 94	Gear shaft assly(exend casting)	1	1	1	1			
	AA 1110 95	Gear shaft unit(exend casting)	1	1	1	1			
12	AA 1110 85	Brush box assly.	1	1	1	1			
13	AA 1110 86	Sprung pinion retuen	1	1	1	1			
14	AA 1110 87	circlip -drive assembly	1	1	1	1			
15	AA 1110 80	Bracket end cover	1	1	1	1			



No.	Part No.	Description	QTY/VEH-205			QTY/VEH-205 D			Remarks
			PET	CNG	LPG	PET	CNG	LPG	
1	AU 1720 02	Multi valve - assly vanaz	--	--	1	--	--	1	
2	36 2440 05	Spindle with pad	--	--	1	--	--	1	
3	AF 1210 69	Washer	--	--	1	--	--	1	
4	24 1212 66	Retainer - MV	--	--	1	--	--	1	
5	59 2100 13	'O Ring	--	--	2	--	--	2	
6	24 1212 67	Knob - MFV	--	--	1	--	--	1	
7	59 1700 07	Criclip- external	--	--	1	--	--	1	
8	AU 1720 65	'O ring - MFV	--	--	1	--	--	1-	
9	24 1212 68	Filter	--	--	1	--	--	1	
10	59 2100 15	'O ring M-V solenoid	--	--	1	--	--	1	
11	36 2440 04	NRV sub assly	--	--	1	--	--	1	
12	24 1212 83	'O ring	--	--	1	--	--	1	
13	AU 1720 52	Plug fusible	--	--	1	--	--	1	
14	AU 1720 74	Allen screw	--	--	6	--	--	6	
15	24 1212 90	Spring conical	--	--	1	--	--	1	



No.	Part No.	Description	QTY/VEH-205			QTY/VEH-205 D			Remarks
			PET	CNG	LPG	PET	CNG	LPG	
16	AU 1720 66	Inlet connector	--	--	1	--	--	1	
17	AU 4026 01	Gauge content	--	--	1	--	--	1	With harness
18	AU 4030 01	Solenoid coil assly	--	--	1	--	--	1	
19	24 1214 18	Assly seal box	--	--	1	--	--	1	
20	24 1212 49	Case upper	--	--	1	--	--	1	
21	AU 1720 34	Lower case	--	--	1	--	--	1	
22	59 2100 12	'O ring bottom	--	--	1	--	--	1	
23	24 1212 50	'O ring upper	--	--	1	--	--	1	

Part No.	Figure No.	Page No.
01 1003 42	9	49
01 1006 12	10	6
01 1007 11	7	14
01 1007 12	7	14
01 1007 13	7	14
01 1007 14	7	14
01 1103 67	4	26
01 1401 16	7	72
01 1605 09	6	27
01 1605 09	4	40
01 1607 17	16	73
01 1701 19	11	59
01 1801 23	8	13
01 1902 05	9	66
01 2002 13	5	81
03 1003 35	13	1
03 1701 09	5	36
03 1701 09	2	59
03 1801 16	29	17
03 1902 06	10	66
05 1010 51	7	20
05 1010 83	4	15
05 1510 12	8	20
05 1510 12	4	48
05 1612 56	4	54
05 1903 01	4	41
06 1607 12	13	40
06 1607 13	14	40
06 1803 03	13	50
06 1803 03	13	51
06 1910 89	6	66
06 2010 82	9	82
06 2010 82	3	84
06 2010 83	10	82
06 2010 83	2	84
06 2010 83	4	85

Part No.	Figure No.	Page No.
06 2013 96	2	81
13 1010 24	12	8
13 1010 31	10	7
13 1011 65	2	23
15 1011 71	5	14
19 1611 51	15	44
21 1007 11	6	14
21 1014 27	27	17
21 1014 29	30	17
21 1504 22	10	70
21 1604 17	7	24
21 1704 16	4	90
21 1704 19	12	1
21 1802 07	5	64
21 1803 07	14	64
21 1803 08	16	65
22 1011 15	32	18
22 1014 23	25	17
22 1310 14	5	19
22 1310 18	4	19
22 1504 35	13	70
22 1505 07	2	48
22 1511 06	13	47
22 1511 06	1	56
22 1608 05	2	40
22 1611 93	3	40
22 1611 95	4	44
22 1612 02	12	40
22 1612 21	8	74
22 1612 21	8	85
22 1612 38	24	75
22 1701 15	6	59
22 1701 17	7	59
22 1701 18	12	59
22 1703 45	13	19
22 1704 34	11	47

Part No.	Figure No.	Page No.
22 1710 07	8	49
22 1802 19	2	64
22 1810 25	1	64
22 1810 44	14	50
22 1910 97	6	41
22 1910 96	5	41
22 2001 61	6	44
22 2005 21	4	84
22 2301 40	9	72
22 2306 35	11	74
22 2311 42	5	74
22 2311 55	2	77
22 2312 58	2	74
22 2312 80	7	74
23 1613 05	26	17
23 1613 05	9	36
24 1011 77	31	18
24 1014 14	37	18
24 1014 17	18	17
24 1014 19	19	17
24 1014 21	35	18
24 1014 22	22	17
24 1015 72	39	18
24 1016 16	20	17
24 1210 69	2	28
24 1212 44	13	93
24 1212 45	2	99
24 1212 49	20	101
24 1212 50	23	101
24 1212 66	4	100
24 1212 67	6	100
24 1212 68	9	100
24 1212 83	12	100
24 1212 90	15	100
24 1212 99	5	97
24 1213 04	8	97

Part No.	Figure No.	Page No.
24 1213 06	9	97
24 1213 12	12	97
24 1213 13	13	97
24 1213 14	14	97
24 1213 15	15	97
24 1213 21	19	98
24 1213 27	18	98
24 1213 37	7	99
24 1213 54	4	93
24 1213 61	5	28
24 1213 93	11	99
24 1213 94	10	99
24 1214 07	1	99
24 1214 13	29	96
24 1214 16	8	22
24 1214 16	33	96
24 1214 18	19	101
24 1214 34	14	93
24 1214 56	12	95
24 1214 98	2	93
24 1215 00	1	93
24 1215 04	11	97
24 1215 05	16	97
24 1215 06	21	98
24 1215 07	20	98
24 1216 49	25	98
24 1216 52	8	37
24 1216 52	5	39
24 1216 56	6	39
24 1216 56	16	93
24 1301 05	7	3
24 1301 05	4	20
24 1301 11	3	19
24 1301 13	7	19
24 1302 09	7	36
24 1310 01	6	36

Part No.	Figure No.	Page No.
24 1310 07	3	36
24 1310 08	4	36
24 1310 09	8	19
24 1310 32	6	19
24 1310 74	10	46
24 1410 94	1	39
24 1411 09	8a	37
24 1411 15	9	37
24 1411 25	4	39
24 1411 30	13	37
24 1411 31	15	37
24 1411 32	16	38
24 1411 33	17	38
24 1411 34	20	38
24 1411 35	21	38
24 1411 36	18	38
24 1411 37	19	38
24 1411 38	3	37
24 1411 39	4	37
24 1411 40	5	37
24 1411 48	30	38
24 1411 49	1	37
24 1411 50	6	37
24 1504 06	11	70
24 1504 07	12	70
24 1510 59	7	71
24 1510 60	7	71
24 1510 61	1	48
24 1510 67	5	48
24 1510 68	6	48
24 1510 69	7	48
24 1510 79	18	69
24 1510 87	2	68
24 1510 90	4	68
24 1510 93	8	68
24 1510 94	3	68

Part No.	Figure No.	Page No.
24 1510 95	13	69
24 1510 97	9	68
24 1510 98	10	68
24 1511 07	2	63
24 1511 08	3	63
24 1511 13	5	63
24 1511 14	6	63
24 1511 19	1	61
24 1511 20	1	61
24 1511 33	4	61
24 1511 34	5	61
24 1511 35	6	61
24 1511 36	3	61
24 1511 37	7	61
24 1511 38	8	61
24 1511 45	8	48
24 1511 46	10	48
24 1511 47	11	48
24 1511 54	9	48
24 1511 63	1	63
24 1511 64	4	63
24 1511 68	14	62
24 1511 69	9	61
24 1511 70	10	61
24 1511 71	11	62
24 1511 72	12	62
24 1511 73	13	62
24 1511 74	2	61
24 1511 75	14	62
24 1511 76	9	61
24 1511 78	2	61
24 1511 79	14	62
24 1511 80	9	61
24 1511 81	10	61
24 1511 82	13	62
24 1609 24	8	24

Part No.	Figure No.	Page No.
24 1610 03	5	24
24 1612 97	2	37
24 1612 97	2	39
24 1613 12	11	44
24 1613 19	38	18
24 1613 24	29	38
24 1613 63	6	40
24 1613 67	7	42
24 1613 68	18	43
24 1613 69	22	43
24 1613 70	21	43
24 1613 71	10	42
24 1613 73	9	42
24 1614 22	6	93
24 1614 23	11	93
24 1614 43	18	52
24 1614 46	19	45
24 1614 83	23	45
24 1704 25	7	46
24 1704 27	9	46
24 1705 05	8	47
24 1705 07	4	47
24 1705 08	7	47
24 1710 24	11	49
24 1710 49	2	47
24 1710 55	9	47
24 1710 66	12	46
24 1710 75	12	47
24 1710 94	1	47
24 1711 18	10	47
24 1711 20	1	49
24 1711 21	2	49
24 1711 29	17	60
24 1711 33	1	61
24 1711 36	1	59
24 1711 37	3	56

Part No.	Figure No.	Page No.
24 1810 32	12	50
24 1810 32	12	51
24 1810 33	6	51
24 1810 33	6	50
24 1810 34	2	51
24 1810 34	2	50
24 1810 39	17	65
24 1810 43	1	50
24 1810 46	7	51
24 1810 47	11	51
24 1810 53	10	44
24 1902 24	9	44
24 1910 98	3	66
24 1910 99	12	66
24 1911 00	2	66
24 1911 00	4	66
24 1911 01	4a	66
24 1911 05	8	66
24 1911 08	1	41
24 1911 10	5	71
24 1911 11	4	71
24 1911 36	24	38
24 1911 37	25	38
24 1911 44	17	45
24 2013 33	9	95
24 2014 08	23	75
24 2014 16	14	86
24 2014 21	19	87
24 2014 42	19	65
24 2014 43	20	65
24 2110 09	16	78
24 2301 76	15	72
24 2301 85	9	79
24 2301 98	13	72
24 2304 01	1	77
24 2310 90	6	79

Part No.	Figure No.	Page No.
24 2310 91	7	79
24 2311 46	6	78
24 2311 57	10	79
24 2312 45	14	72
24 2313 40	1	74
24 2313 60	17	73
24 2313 80	16	40
24 2314 52	3	74
24 2314 53	4	74
24 2314 84	6	74
24 2314 99	18	73
24 2315 47	3	77
24 2315 48	3	77
24 2315 65	1	78
24 2315 66	11	78
241614 84	24	45
25 2010 09	4	81
25 2310 62	1	79
25 2310 64	5	79
28 1010 22	10	32
28 1010 38	7	13
28 1010 57	13	8
28 1010 80	26	2
28 1011 10	12	6
28 1011 18	19	7
28 1011 19	4	7
28 1011 25	15	8
28 1011 29	7	8
28 1011 41	21	2
28 1011 41	15	20
28 10 11 67	2	9
30 1010 53	5	16
30 1011 97	8	12
30 1510 39	2	20
30 2010 84	7	41
30 2110 05	11	34

Part No.	Figure No.	Page No.
31 1010 18	6	8
31 1010 19	5	8
31 1010 20	8	8
31 1010 22	4	8
31 1011 41	9	11
31 1011 73	4	6
31 1210 41	15	31
33 1410 07	10	37
33 1410 07	9	39
33 1410 08	10	37
33 1410 08	10	39
35 1610 60	16	43
35 1610 60	17	83
35 1710 33	8	57
36 2440 04	11	100
36 2440 05	2	100
36 AA40 12	7	28
36 AA40 13	4	28
39 0071 04	15	52
39 0001 01	2	56
39 0001 01	22	60
39 0006 01	6	81
39 0012 01	14	42
39 0044 01	10	72
39 0062 04	9	30
39 0062 04	10	40
39 0071 04	10	54
39 0071 04	4	64
39 0071 04	19	75
39 0071 04	11	76
39 0071 04	8	79
39 0074 04	9	74
39 0080 04	5	23
39 0080 04	7	53
39 0085 04	13	74
39 0085 04	6	76

Part No.	Figure No.	Page No.
39 0096 04	3	72
39 0119 04	3	46
39 0146 08	23	17
39 0146 08	7	67
39 0146 08	4	91
39 0147 08	4	67
39 0147 08	8	72
39 0156 08	15	40
39 0192 10	6	64
39 0197 11	15	15
39 0197 11	5	26
39 0197 11	4	27
39 0197 11	7	40
39 0197 11	20	75
39 0197 11	3	78
39 0197 11	2	79
39 0197 11	10	86
39 0198 11	14	24
39 0198 11	15	64
39 0198 11	2	89
39 0199 11	6	67
39 0199 11	4	72
39 0200 11	15	16
39 0200 11	15	69
39 0201 11	6	91
39 0201 11	7	23
39 0201 11	3	24
39 0201 11	8	64
39 0208 11	3	67
39 0211 11	5	40
39 0211 11	13	78
39 0213 11	6	13
39 0219 11	9	15
39 0219 11	3	22
39 0219 11	3	54
39 0219 11	7	7

Part No.	Figure No.	Page No.
39 0230 11	23	73
39 0230 11	8	78
39 0230 11	12	79
39 0239 11	13	89
39 0240 11	10	16
39 0242 11	15	42
39 0242 11	14	83
39 0248 11	9	24
39 0251 11	6	24
39 0258 11	14	74
39 0258 11	7	76
39 0261 12	20	60
39 0262 12	6	26
39 0262 12	8	40
39 0262 12	2	41
39 0262 12	21	75
39 0262 12	3	79
39 0262 12	11	86
39 0263 12	15	24
39 0263 12	11	40
39 0263 12	9	53
39 0263 12	15	55
39 0263 12	3	89
39 0264 12	5	72
39 0265 12	12	19
39 0265 12	16	69
39 0265 12	9	78
39 0269 12	13	49
39 0287 15	10	74
39 0291 15	20	35
39 0291 15	9	40
39 0291 15	13	42
39 0291 15	10	71
39 0291 15	12	72
39 0291 15	16	75
39 0291 15	22	75

Part No.	Figure No.	Page No.
39 0291 15	5	78
39 0291 15	4	79
39 0291 15	4	89
39 0292 15	10	12
39 0292 15	11	36
39 0292 15	4	53
39 0292 15	15	78
39 0293 15	6	72
39 0294 15	3	68
39 0294 15	10	78
39 0294 15	14	79
39 0295 15	8	56
39 0296 15	21	17
39 0296 15	2	24
39 0296 15	14	56
39 0296 15	4	57
39 0296 15	10	64
39 0296 15	6	90
39 0301 15	9	56
39 0302 15	5	91
39 0303 15	14	49
39 0310 15	17	69
39 0312 15	6	23
39 0312 15	12	55
39 0326 15	11	66
39 0342 17	10	49
39 0342 17	5	59
39 0342 17	9	59
39 0426 06	6	15
39 0426 06	1	21
39 0427 06	10	3
39 0435 01	14	16
39 0435 01	9	19
39 0467 15	3	47
39 0467 15	6	47
39 0505 04	2	54

Part No.	Figure No.	Page No.
39 0508 09	5	1
39 0543 11	10	56
39 0543 11	21	60
39 0550 11	2	15
39 0557 17	13	9
39 0663 01	12	42
39 0682 05	9	1
39 0694 15	3	48
39 0694 15	19	60
39 0696 01	15	89
39 0697 05	18	35
39 0711 11	13	23
39 0732 12	14	89
39 0740 11	18	58
39 0745 01	15	1
39 0746 01	14	8
39 0747 01	12	3
39 0747 01	7	22
39 0758 01	16	15
39 0758 01	4	82
39 0761 01	7	26
39 0761 01	8	68
39 0789 12	13	56
39 0789 12	3	57
39 0789 12	18	60
39 0798 15	3	23
39 0798 15	28	38
39 0798 15	7	85
39 0799 08	11	16
39 0804 11	12	15
39 0817 15	9	85
39 0817 15	4	88
39 0830 01	16	83
39 0834 15	9	7
39 0834 15	2	22
39 0834 15	16	23

Part No.	Figure No.	Page No.
39 0834 15	16	25
39 0855 17	4	32
39 0897 04	14	23
39 0897 04	9	27
39 0897 04	10	36
39 0921 01	23	38
39 0921 01	11	82
39 0939 15	15	57
39 0944 04	10	89
39 0973 15	10	8
39 0980 04	8	10
39 0999 06	8	32
39 1000 06	17	2
39 1000 06	3	4
39 1000 06	4	5
39 1000 06	18	7
39 1000 06	11	20
39 1013 21	6	1
39 1013 21	7	32
39 1024 01	9	8
39 1033 09	6	11
39 1035 19	3	8
39 1046 19	5	15
39 1053 15	11	6
39 1054 11	11	56
39 1054 11	2	57
39 1057 11	10	11
39 1062 04	13	4
39 1062 04	3	9
39 1065 04	9	4
39 1075 04	18	2
39 1075 04	11	3
39 1075 04	10	26
39 1075 04	5	32
39 1076 01	20	45
39 1079 01	13	24

Part No.	Figure No.	Page No.
39 1079 01	14	55
39 11 80 11	10	55
39 1182 15	11	46
39 1197 04	8	15
39 1211 11	8	53
39 1211 11	14	54
39 1214 20	11	1
39 1224 11	11	69
39 1264 21	5	7
39 1271 21	12a	57
39 1283 21	13	7
39 1324 20	3	3
39 1350 01	3	41
39 1377 04	11	24
39 1377 04	7	64
39 1389 04	34	18
39 1389 04	13	69
39 1435 20	4	3
39 1435 20	3	20
39 1441 01	9	12
39 1478 17	7	5
39 1537 21	7	4
39 1537 21	14	20
39 1553 04	8	34
39 1556 04	12	37
39 1556 04	8	39
39 1557 04	9	86
39 1558 04	18	25
39 1564 21	12	57
39 1573 11	9	34
39 1575 11	3	32
39 1582 11	8	16
39 1582 11	12	69
39 1587 21	1	36
39 1630 15	24	2
39 1657 21	12	32

Part No.	Figure No.	Page No.
39 1657 21	15	32
39 1663 11	4	70
39 1663 11	6	70
39 1672 04	12	34
39 1672 04	15	34
39 1672 04	22	35
39 1673 04	18	33
39 1673 04	27	38
39 1674 04	17	7
39 1674 04	10	9
39 1674 04	6	32
39 1676 04	19	2
39 1680 04	7	54
39 1680 04	10	85
39 1681 04	22	73
39 1681 04	10	88
39 1698 01	15	76
39 1698 01	13	82
39 1702 07	5	67
39 1716 19	6	3
39 1719 05	8	1
39 1719 05	1	3
39 1721 04	11	4
39 1727 11	17	4
39 1737 19	16	55
39 1744 19	11	12
39 1753 15	7	70
39 1765 11	16	52
39 1771 02	26	45
39 1773 04	13	44
39 1790 21	3	5
39 1790 21	9	9
39 1790 21	10	9
39 1796 11	22	2
39 1796 11	16	20
39 1826 12	8	7

Part No.	Figure No.	Page No.
39 1826 12	10	15
39 1826 12	4	22
39 1826 12	15	23
39 1826 12	11	26
39 1827 12	5	47
39 1828 12	16	17
39 1828 12	13	79
39 1829 12	4	23
39 1829 12	4	24
39 1829 12	11	55
39 1829 12	9	64
39 1829 12	5	90
39 1830 12	5	27
39 1830 12	17	52
39 1830 12	3	64
39 1830 12	11	72
39 1830 12	15	74
39 1830 12	4	78
39 1830 12	14	78
39 1839 11	5	82
39 1856 04	3	53
39 1869 19	6	20
39 1870 19	9	3
39 1870 19	5	20
39 1871 05	6	7
39 1885 15	8	6
39 1907 01	22	38
39 1917 19	8	3
39 1927 07	5	6
39 1938 15	10	10
39 1944 04	13	54
39 1955 04	12	54
39 1963 04	10	4
39 1972 15	17	35
39 2008 11	11	11
39 2038 04	6	12

Part No.	Figure No.	Page No.
39 2038 04	13	55
39 2176 17	9	16
39 2208 04	21	73
39 2208 04	12	88
39 2240 20	3	55
39 2295 15	8	30
39 2295 15	13	64
39 23 6220	4	59
39 23 7423	8	44
39 2345 01	25	35
39 2357 17	16	60
39 2373 23	5	44
39 2393 04	1	24
39 2464 17	5	55
39 2479 15	24	73
39 2481 04	7	78
39 2484 15	7	34
39 2484 15	14	44
39 2484 15	5	54
39 2484 15	8	76
39 2484 15	12	76
39 2508 23	7	44
39 2516 04	16	58
39 2528 20	2	3
39 2534 04	18	55
39 2550 20	3	59
39 2707 04	10	23
39 2711 15	26	38
52 2403 95	11	79
59 0100 07	2	42
59 0100 10	3	99
59 0400 29	12	36
59 0500 01	2	7
59 1200 03	10	6
59 1700 07	7	100
59 2000 12	7	49

Part No.	Figure No.	Page No.
59 2100 12	22	101
59 2100 13	5	100
59 2100 15	10	100
59 2100 17	23	98
59 2100 22	11	32
AA 1010 04	14	1
AA 1010 09	3	11
AA 1010 13	9	5
AA 1010 33	6	1
AA 1010 50	1	14
AA 1010 51	2	14
AA 1010 52	3	14
AA 1010 53	4	14
AA 1010 54	4	13
AA 1010 55	9	14
AA 1010 57	10	19
AA 1010 58	11	19
AA 1010 61	9	13
AA 1010 73	2	12
AA 1010 76	6	4
AA 1010 77	8	4
AA 1010 84	11	15
AA 1011 08	5	13
AA 1011 22	1	16
AA 1011 23	2	1
AA 1011 24	4	1
AA 1011 35	6	9
AA 1011 37	11	8
AA 1011 38	6	6
AA 1011 39	7	6
AA 1011 42	5	11
AA 1011 43	10	1
AA 1011 45	7	1
AA 1011 50	1	22
AA 1011 56	12	14
AA 1011 56	6	16

Part No.	Figure No.	Page No.
AA 1011 68	7	12
AA 1011 94	10	24
AA 1012 07	4	11
AA 1012 09	4	16
AA 1012 12	5	21
AA 1012 13	12	11
AA 1012 15	3	16
AA 1012 20	12	26
AA 1012 21	25	2
AA 1012 28	1A	9
AA 1012 30	14	9
AA 1012 49	3	1
AA 1012 58	14	15
AA 1012 60	7	15
AA 1012 61	1	15
AA 1012 62	6	22
AA 1012 77	28	17
AA 1012 83	8	23
AA 1012 86	2	16
AA 1012 88	7	16
AA 1012 89	13	16
AA 1012 91	24	17
AA 1012 95	2	13
AA 1012 97	12	16
AA 1013 22	8	22
AA 1013 28	20	2
AA 1013 29	33	18
AA 1013 30	36	18
AA 1013 37	12	4
AA 1013 45	9	6
AA 1013 64	7	10
AA 1013 84	9	26
AA 1013 85	5	22
AA 1013 92	10	14
AA 1013 96	2	4
AA 1014 00	7	11

Part No.	Figure No.	Page No.
AA 1014 01	8	11
AA 1014 24	3	6
AA 1014 24	2	32
AA 1014 68	15	4
AA 1014 70	2	10
AA 1014 71	3	10
AA 1014 72	5	10
AA 1014 73	6	10
AA 1014 74	9	10
AA 1014 75	16	4
AA 1014 78	4	10
AA 1014 79	3	12
AA 1014 81	1	12
AA 1014 84	5	4
AA 1014 84	4	12
AA 1014 91	5	12
AA 1014 99	13	6
AA 1015 12	9	22
AA 1015 40	1	9
AA 1015 48	9	32
AA 1015 55	8	14
AA 1015 64	4	9
AA 1015 65	5	9
AA 1015 67	1	13
AA 1015 69	11	9
AA 1015 70	6	21
AA 1015 71	17	17
AA 1015 73	7	9
AA 1015 77	16	7
AA 1015 78	1	23
AA 1015 79	9	23
AA 1015 85	12	23
AA 1015 88	11	14
AA 1015 89	2	6
AA 1015 90	2	11
AA 1015 92	1	11

Part No.	Figure No.	Page No.
AA 1015 93	1	10
AA 1015 94	12	7
AA 1015 95	16	35
AA 1015 97	19	35
AA 1015 98	1	10
AA 1015 99	1	11
AA 1016 01	2	11
AA 1016 02	2	6
AA 1016 04	7	9
AA 1016 05	11	23
AA 1016 14	1	20
AA 1016 22	12	9
AA 1016 23	4	34
AA 1016 24	5	34
AA 1016 28	21	35
AA 1016 86	1a	22
AA 1110 52	8	26
AA 1110 58	8	27
AA 1110 74	2	27
AA 1110 75	1	27
AA 1110 76	3	27
AA 1110 77	7	27
AA 1110 92	16	89
AA 1111 07	7	89
AA 1210 06	13	32
AA 1210 10	17	33
AA 1210 60	1	32
AA 1210 71	16	31
AA 1211 26	1	30
AA 1211 27	13	30
AA 1211 28	10	30
AA 1211 35	1	34
AA 1211 36	14	34
AA 1211 37	15	29
AA 1211 42	1	28
AA 1310 02	1	19

Part No.	Figure No.	Page No.
AA 1310 04	13	36
AA 1310 17	13	20
AA 1310 25	2	36
AA 1310 33	2	19
AA 1310 39	2	46
AA 1310 49	12	20
AA 1410 46	17	29
AA 1410 57	7	39
AA 1410 59	7	37
AA 1510 36	1	70
AA 1610 60	9	89
AA 1610 73	17	25
AA 1610 80	11	89
AA 1610 81	12	89
AA 1611 05	1	40
AA 1611 66	21	45
AA 1611 77	1	44
AA 1611 79	16	45
AA 1710 06	3	49
AA 1710 07	4	49
AA 1710 08	6	49
AA 1710 09	5	49
AA 1710 11	12	49
AA 1710 15	1a	49
AA 1710 17	2a	49
AA 1810 14	26	73
AA 1810 19	10	44
AA 1910 32	7	66
AA 1910 51	6	41
AA 1910 68	8	71
AA 1910 71	4	42
AA 1910 73	2	71
AA 1910 77	3	71
AA 2012 35	1	80
AA 2012 42	1e	80
AA 2010 12	6	89

Part No.	Figure No.	Page No.
AA 2010 41	13	15
AA 2010 90	6	85
AA 2010 91	1	84
AA 2010 93	1	84
AA 2011 48	15	79
AA 2011 61	2	85
AA 2011 70	2	85
AA 2011 90	8	88
AA 2011 95	8	86
AA 2012 26	1	85
AA 2012 27	5	85
AA 2012 36	2	80
AA 2012 39	8	86
AA 2012 41	1	85
AA 2210 05	2	90
AA 2210 06	3	90
AA 2210 23	1	90
AA 2310 11	2	72
AA 2310 26	3	76
AA 2310 62	1	74
AA 2311 10	12	78
AA 2311 17	27	73
AA 2311 40	1	78
AA 2311 41	16	78
AA 2311 42	7	30
AA 2311 54	20	31
AA 2311 90	1	72
AA 2510 01	14	36
AA 2510 03	15	36
AA 2310 22	2	76
AB 1010 14	16	2
AB 1010 67	3	13
AB 1010 84	4	4
AB 1011 00	12	12
AB 1210 17	19	31
AB 1510 07	4	68

Part No.	Figure No.	Page No.
AB 1510 14	2	67
AB 1510 48	3	70
AB 1510 49	2	70
AB 1510 51	5	70
AB 1510 52	8	70
AB 1510 54	5	68
AB 1510 69	2	68
AB 1510 71	7	68
AB 1510 72	6	68
AB 1510 73	9	68
AB 1510 74	10	68
AB 1511 04	5	68
AB 1511 05	6	68
AB 1511 26	1	67
AB 1611 59	5	53
AB 1611 82	2	53
AB 1611 83	11	53
AB 1611 86	6	53
AB 1611 88	1	53
AB 1710 13	5	56
AB 1710 14	6	56
AB 1710 15	7	56
AB 1710 16	4	56
AB 1710 16	9	57
AB 1710 20	15	59
AB 1710 22	13	59
AB 1710 23	14	59
AB 1710 31	12	56
AB 1710 34	10	59
AB 1810 11	3	50
AB 1810 11	3	51
AB 1810 12	4	50
AB 1810 12	4	51
AB 1810 17	8	50
AB 1810 17	8	51
AB 1810 19	7	50

Part No.	Figure No.	Page No.
AB 1810 19	9	50
AB 1810 19	9	51
AB 1810 20	10	50
AB 1810 20	10	51
AB 1810 21	11	50
AB 1810 22	11	64
AB 1810 23	12	64
AB 1810 33	5	50
AB 1810 33	5	51
AB 1810 37	8	59
AB 2010 65	10	53
AB 2010 68	3	81
AB 2010 72	1	81
AB 2010 76	16	87
AB 2010 76	5	89
AB 2010 77	17	87
AB 2210 02	1	90
AB 2310 08	18	75
AB 2310 08	10	76
AB 2310 09	17	75
AB 2310 09	9	76
AC 2010 20	2	85
AC 2010 21	3	85
AE 1310 03	8	36
AF 1010 16	1	1
AF 1110 12	1	27
AF 1210 12	5	93
AF 1210 18	4	95
AF 1210 24	3	95
AF 1210 25	5	95
AF 1210 27	7	95
AF 1210 28	8	95
AF 1210 29	10	95
AF 1210 30	11	95
AF 1210 32	13	95
AF 1210 34	14	95

Part No.	Figure No.	Page No.
AF 1210 38	18	96
AF 1210 39	31	96
AF 1210 40	32	96
AF 1210 44	19	96
AF 1210 45	20	96
AF 1210 46	22	96
AF 1210 49	6	99
AF 1210 57	4	99
AF 1210 58	5	99
AF 1210 69	3	100
AF 1210 70	33	98
AF 1210 84	28	96
AF 1210 85	8	99
AF 1211 04	23	96
AF 1211 04	27	98
AF 1211 05	24	96
AF 1211 06	25	96
AF 1211 06	24	98
AF 1211 07	26	96
AF 1211 08	27	96
AF 1211 25	17	95
AF 1211 26	15	95
AF 1211 27	30	96
AF 1213 16	3	94
AF 1213 17	4	94
AF 1213 19	5	94
AF 1213 20	6	94
AF 1213 22	7	94
AF 1213 23	8	94
AF 1213 25	9	94
AF 1213 27	2	94
AF 1213 26	10	94
AF 1214 18	10	30
AF 1214 22	1	28
AF 1214 27	1	95
AF 1214 27	1	97

Part No.	Figure No.	Page No.
AF 1214 28	6	95
AF 1214 28	6	97
AF 1214 42	3	93
AF 1214 45	10	28
AF 1214 47	9	28
AF 1214 49	8	28
AF 1214 59	11	29
AF 1214 60	18	29
AF 1214 62	19	29
AF 1214 63	4	28
AF 1214 64	7	28
AF 1214 65	16	33
AF 1214 79	13	30
AF 1214 80	17	31
AF 1410 08	1	92
AF 1410 30	1	91
AF 1410 30	2	92
AF 1510 05	1	70
AF 1610 59	3	91
AF 1610 94	1	88
AF 1610 97	7	91
AF 1610 98	2	91
AF 1611 00	8	91
AF 1810 15	10	44
AF 1910 06	1	71
AF 1910 07	1	71
AF 2010 94	12	86
AF 2010 10	21	96
AF 2010 36	1	89
AF 2010 53	15	86
AF 2010 67	1	94
AF 2010 81	20	73
AF 2010 82	13	86
AF 2010 89	15	86
AF 2011 33	8	88
AF 2011 44	20	43

Part No.	Figure No.	Page No.
AF 2011 46	18	87
AF 2011 62	1	80
AF 2011 63	2	80
AF 2011 68	1	80
AF 2310 73	19	73
AF 2310 78	11	78
AF 2310 79	12	78
AF 2311 53	1	72
AF 2311 58	2	44
AF 2311 59	2	44
AK 2010 12	9	88
AL 1210 62	2	30
AL 1210 68	4	30
AL 1210 69	5	30
AL 1210 70	6	30
AL 1210 71	3	30
AL 1510 11	8	55
AL 1510 12	9	55
AL 1510 89	7	55
AL 1511 71	1	68
AL 1511 72	1	68
AL 1511 86	3	70
AL 1611 72	11	42
AL 1611 79	12	44
AL 1611 91	15	83
AL 1612 26	8	54
AL 1612 29	9	54
AL 1612 32	14	76
AL 1613 74	18	83
AL 1613 85	8	42
AL 1614 98	19	43
AL 1615 18	19	83
AL 1710 47	1	57
AL 1710 48	7a	57
AL 1710 49	10a	57
AL 1710 50	13a	57

Part No.	Figure No.	Page No.
AL 1710 51	14	57
AL 1710 58	11	57
AL 1710 65	8	46
AL 1710 67	19	58
AL 1710 81	10	57
AL 1710 91	6	57
AL 1710 93	5	57
AL 1710 95	7	57
AL 1711 04	13	57
AL 1810 12	14	52
AL 1910 26	11	71
AL 1910 39	9	71
AL 1910 43	1	42
AL 2010 12	6	88
AL 2010 12	8	89
AL 2010 17	8	82
AI 2010 31	24	43
AL 2010 32	3	82
AL 2010 43	6	82
AL 2010 44	7	82
AL 2010 51	8	82
AL 2010 60	4	86
AL 2010 61	1	86
AL 2010 62	3	86
AL 2010 65	1	82
AL 2010 66	1	82
AL 2010 86	5	86
AL 2010 87	2	86
AL 2011 00	17a	43
AI 2011 06	17	43
AL 2410 23	4	76
AL 2410 25	1	74
AL 2411 05	1	76
AL 2412 85	12	74
AL 2412 85	5	76
AM 1010 09	1	1

Part No.	Figure No.	Page No.
AM 1210 77	11	30
AM 121089	31	98
AM 1211 05	12	93
AM 1211 12	1	28
AM 1211 14	10	30
AM 1211 15	13	30
AM 1211 20	2	95
AM 1211 20	1	97
AM 1211 21	6	95
AM 1211 21	6A	97
AM 1211 23	17	31
AM 1211 35	4	28
AM 1211 36	7	28
AM 1410 03	1	91
AM 1410 04	3	39
AM 1610 44	1	44
AM 1610 46	1	44
AM 2010 60	8	88
AM 2010 63	20	43
AM 2010 75	3	80
AM 2010 76	13	88
AM 2010 77	1	80
AM 2010 78	2	80
AM 2010 83	1	80
AM 2310 35	3	44
AM 2310 36	3	44
AN 1010 06	8	5
AN 1010 07	2	5
AN 1010 09	1	8
AN 1010 10	2	8
AN 1010 12	3	7
AN 1010 13	1	7
AN 1010 33	13	3
AN 1010 70	23	2
AN 1010 70	13	3
AN 1010 83	14	4

Part No.	Figure No.	Page No.
AN 1011 09	1	4
AN 1011 22	5	5
AN 1011 23	1	5
AN 1011 24	6	5
AN 1012 59	5	5
AN 1110 14	7	89
AN 1210 56	11	30
AN 1210 81	14	32
AN 1210 82	19	33
AN 1211 11	6	34
AN 1310 32	4	21
AN 1310 33	3	21
AN 1310 39	2	21
AN 1610 74	3	88
AN 1610 75	5	88
AN 2010 12	8	88
AP 1012 68	5	3
AP 1510 02	2	55
AP 1510 17	2	61
AP 1510 19	1	55
AP 1510 22	17	55
AP 1510 25	4	55
AP 1510 26	6	55
AP 1510 29	1	67
AP 1510 30	1	61
AP 1610 35	18	45
AP 1610 38	1	54
AP 1610 47	17	65
AP 1610 48	1	64
AP 1610 54	2	78
AP 1710 01	17	58
AP 1810 09	17	65
AP 1810 12	1	51
AP 1810 16	1	51
AP 1910 21	5	42
AP 2010 12	7	86

Part No.	Figure No.	Page No.
AP 2010 37	7	88
AP 2010 57	23	75
AP 2010 57	13	76
AP 2201 00	11	54
AP 2310 21	25	73
AS 2200 01	22	45
AS 2300 06	3	77
AS 2300 07	3	77
AT 6012 03	2	34
AU 1720 02	1	100
AU 1720 34	21	101
AU 1720 52	13	100
AU 1720 65	8	100
AU 1720 66	16	101
AU 1720 74	14	100
AU 4026 01	17	101
AU 4030 01	18	101
AZ 1610 00	16	45
AZ 1720 08	16	95
AZ 3510 00	1	26
AZ 3510 01	2	26
AZ 3510 02	3	26
AZ 5810 09	12	30
BA 1021 60	12	24
BA 1220 03	14	37
BA 1220 05	11	37
BA 1220 62	18	31
BA 1321 41	3	15
BA 1321 71	1	46
BA 1321 72	4	46
BA 1321 73	5	46
BA 1322 39	6	46
BA 1322 42	6	46
BA 1610 29	11	88
BA 1611 34	14	69
BA 1710 05	7	47

Part No.	Figure No.	Page No.
BA 1710 09	1	47
BA 1910 29	8	67
BA 1910 51	4a	71
BA 1910 52	5a	71
BA 2310 53	8	272
BB 1310 24	13	46
BB 1310 40	14	46
BB 1311 50	15	46
BB 2010 30	2	88
BG 1138 02	12	82
BG 1138 03	12	82
BG 1318 02	6	71
BG 1510 01	1	66
BG 2312 01	6	54
BG 4014 01	6	86
CB 1210 46	13	29
CB 1611 05	25	45
CE 1810 15	6	42
CL 2010 23	2	82
CM 1910 49	5	66
CM 2010 54	3	42
CS 1410 05	12	39
CS 1410 06	11	39
CX 1410 44	12	99
CX 1410 45	13	99
CX 1410 46	9	99
DD 1015 21	14	7
DD 1610 13	9	70
DG 1410 19	10	34
DG 1410 19	10	93
DH 1211 18	12	29
DJ 2011 09	20	87
DK 1012 37	3	34
DK 1012 77	23	35
DK 1012 78	24	35
DK 1013 40	13	34

Part No.	Figure No.	Page No.
DL 1910 20	23	43
DZ 1210 48	14	29
JA 5812 21	3	28
JA 5813 14	16	29
JA 5814 07	14	31
JS 1138 01	8	93
JS 1138 02	9	93
JS 1720 14	7	93
JS 1720 15	2	97
JS 1720 18	28	98
JS 1720 19	32	98
JS 1720 20	22	98
JS 1720 23	10	97
JS 1720 26	29	98
JS 1720 27	11	97
JS 1720 28	16	97
JS 1720 29	17	98
JS 1720 30	21	98
JS 1720 31	30	98
JS 1720 32	20	98
JS 1720 33	26	98
JS 1720 35	7	97
JS 1720 36	4	97
JS 1720 38	3	97
JS 5812 23	15	93
KB UC04 10	18	65
LA D000 35	9	20
LA D000 53	8	9
LA J000 01	10	20
LC F000 01	15	7
LH C000 01	13	66
LJ A000 03	11	7
LJ A000 03	6	28
RA 4026 01	6	39
RA 4026 01	16	93
RB 4022 02	3	80